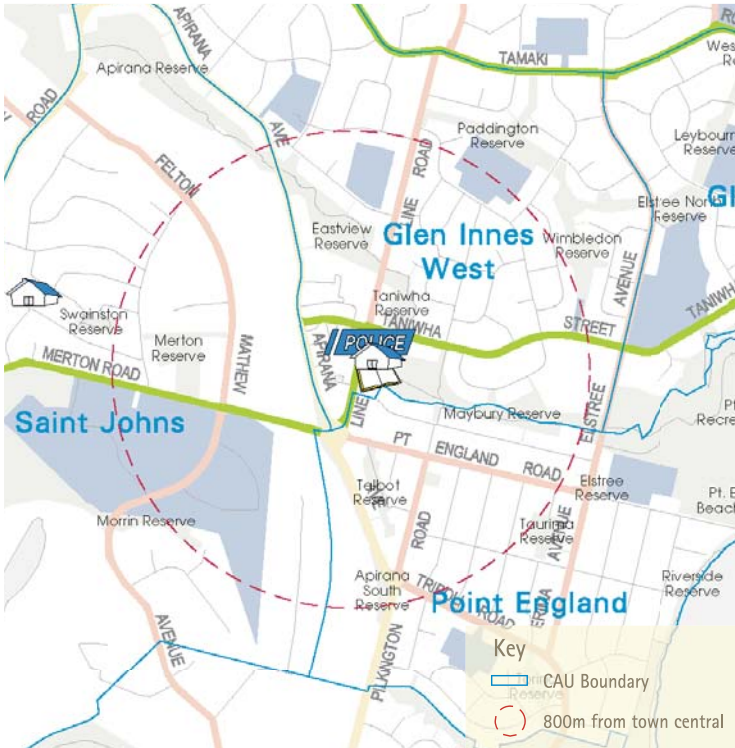


Area Profiles

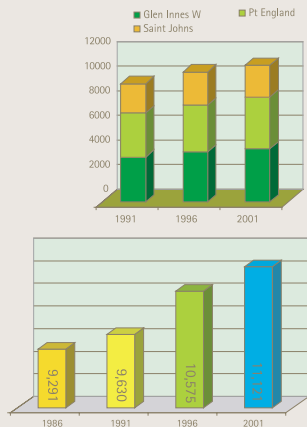
Glen Innes



The 3 census area units (CAU) of Glen Innes cover a wider community than just the 800m radius around the town centre (the "area of change").

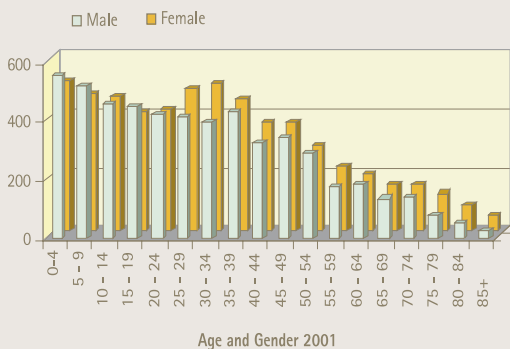
Relative to Auckland City, Glen Innes:

- Low median household income
- More Maori and Pacific Island residents
- 25% with no qualification, compared with 15% in Auckland City.
- 38% of people gainfully employed as full time, compared with 47% in Auckland City.
- The average household size was 3 people, compared with 2.7 for Auckland City.
- There were 3549 households in Glen Innes, of which 780 were in the household composition category of "couple with children".
- The unemployment rate was 8%, compared with Auckland City's 5%.



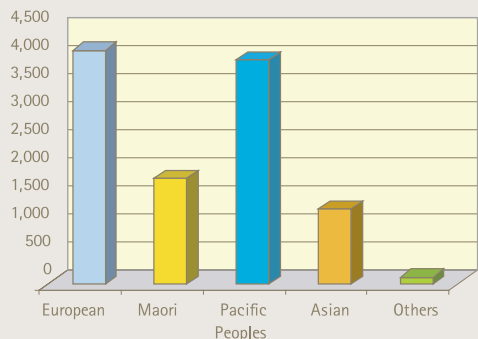
Population and growth since 1991

	1991	1996	2001
Glen Innes West	3645	4050	4332
Pt England	3606	3816	4200
Saint Johns	2379	2709	2589
Total	9630	10575	11121



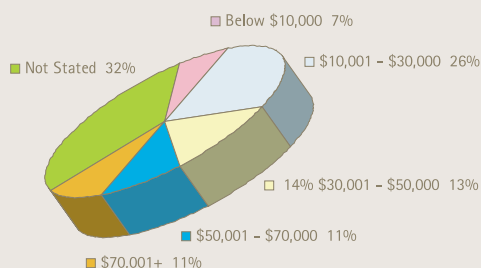
	male	female	total
0-4	552	516	1068
5-9	519	468	990
10-14	456	459	912
15-19	447	408	858
20-24	420	414	828
25-29	414	486	903
30-34	396	501	900
35-39	435	450	879
40-44	324	375	702
45-49	339	375	717
50-54	288	294	585
55-59	177	222	399
60-64	180	192	369
65-69	135	159	291
70-74	138	162	300
75-79	81	129	210
80-84	48	87	141
85+	24	57	78

Ethnic Group, 2001



	2001	%
European	4170	19
Maori	1884	9
Pacific People	4002	18
Asian	1341	6
Others	120	1
Total people specify one or more Ethnic Group(s)	10248	47
Total People	11127	100

Total Household Income, 2001



Household income	Number
Loss	24
Zero Income	30
\$1 - \$5000	84
\$5000 - \$10,000	123
\$10,001 - \$15,000	309
\$15,001 - \$20,000	249
\$20,001 - \$25,000	150
\$25,001 - \$30,000	198
\$30,001 - \$40,000	243
\$40,001 - \$50,000	216
\$50,001 - \$70,000	399
\$70,001 - \$100,000	228
\$100,000 or More	171
Not Stated	1122
Total	3546

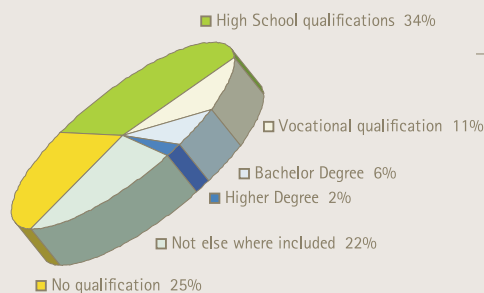
Median HH income - AU (\$)
 Glen Innes West 34803
 Point England 22344
 St Johns 40282

Median household income
 Auckland City: \$51,094

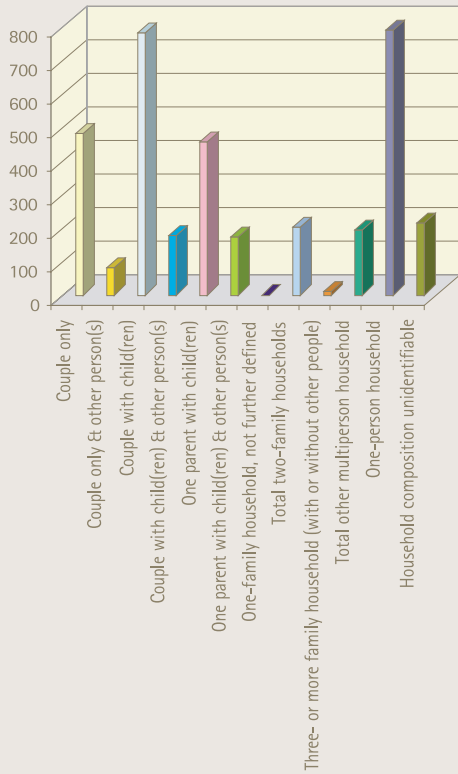
Median household income
 Auckland Region: \$48,997

Median household income New
 Zealand: \$39,588

Highest Qualification, Aged 15 Years and Over, 2001

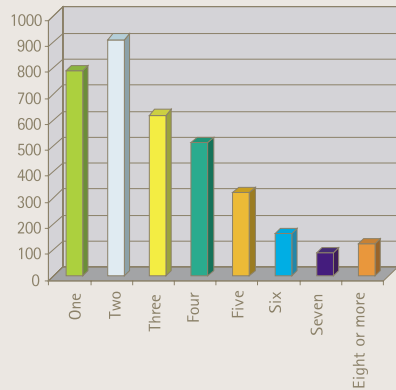


Glenn Innes-circle	Number
No Qualification	2079
Fifth form qualification	801
Sixth form qualification	618
Higher School qualification	360
Other Secondary school qualification	900
Vocational Qualification	903
Bachelor Degree	510
Higher Degree	201
Not else where included	1785
Total	8157



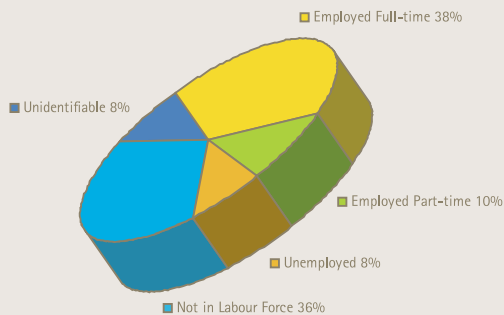
Household Composition, 2001

Couple only	480
Couple only & other person(s)	81
Couple with child(ren)	780
Couple with chil(ren) & other person(s)	177
One parent with child(ren)	456
One parent with child(ren) & other person(s)	174
One-family household, not further defined	0
Total two-family households	201
Three- or more family household (with or without other people)	9
Total other multiperson household	192
One-person household	789
Household composition unidentifiable	216
Total	3555



Dwelling Type and Number of Usual Residents in Household, for Households in Private Occupied Dwellings, 2001

One per house	792
Two per house	912
Three per house	621
Four per house	516
Five per house	321
Six per house	165
Seven per house	90
Eight or more per house	123
Total	3549



Work and Labour Force Status, Aged 15 Years and Over, 2001

Labour Force	Number	% of Total
Employed Full-time	3090	38
Employed Part-time	843	10
Unemployed	654	8
Not in Labour Force	2931	36
Unidentifiable	636	8
Total	8154	100