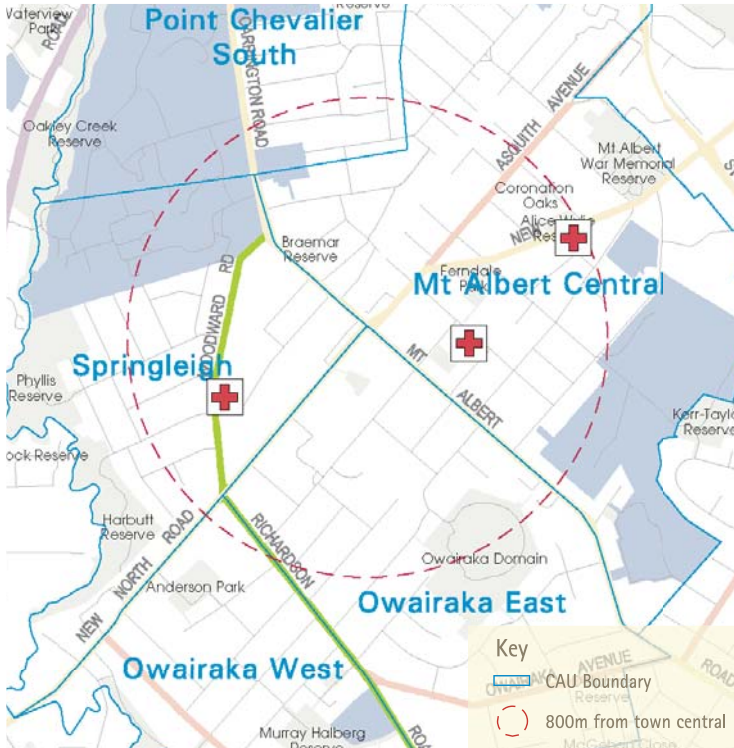


Area Profiles

Mt Albert

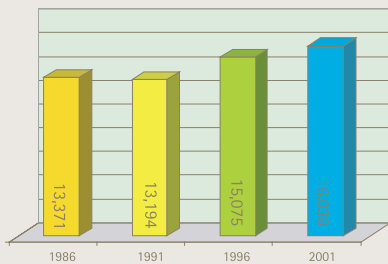


The 5 census area units (CAU) of Mt Albert cover a wider community than just the 800m radius around the town centre (the "area of change").

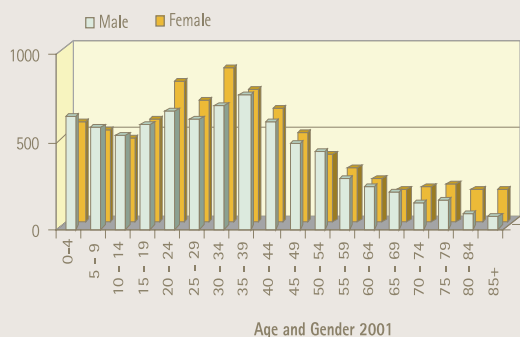
Relative to Auckland City, Mt Albert has:

- Similar median household income
- Similar proportion of ethnic groups with majority of residents identified as European.
- 14% with no qualification, compared with 15% in Auckland City.
- 44% of people gainfully employed as full time, compared with 47% in Auckland City.
- The average household size was 2.8 people, compared with 2.7 for Auckland City.
- There were 5457 households in Mt Albert, of which 1341 were in the household composition category of "couple with children".
- The unemployment rate was 6%, compared with Auckland City's 5%.

Population and growth since 1991

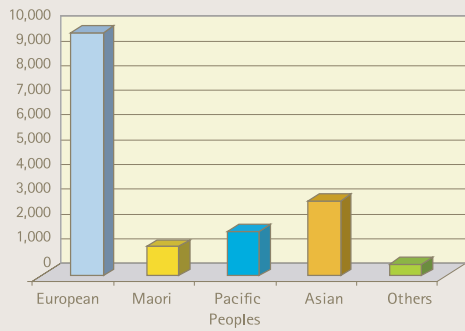


	1991	1996	2001
Point Chevalier South	1224	1488	1491
Mt Albert Central	4317	4920	5406
Springleigh	1971	2298	2463
Owaraka West	2187	2520	2637
Owaraka East	3495	3849	4041
Total	13194	15075	16038



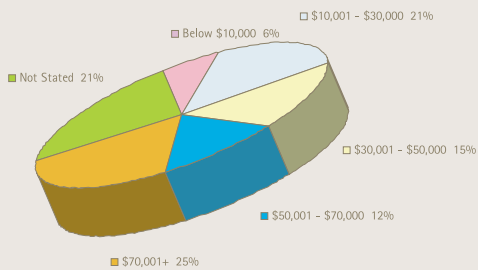
	male	female	total
0-4	636	561	1194
5-9	570	516	1077
10-14	528	474	999
15-19	585	573	1155
20-24	669	792	1467
25-29	615	684	1302
30-34	702	864	1569
35-39	750	753	1509
40-44	600	636	1239
45-49	486	510	993
50-54	435	387	825
55-59	282	306	585
60-64	243	240	486
65-69	201	180	378
70-74	147	198	348
75-79	159	213	369
80-84	87	189	282
85+	75	189	267

Ethnic Group, 2001



	2001	%
European	9837	31
Maori	1176	4
Pacific People	1815	6
Asian	3021	10
Others	450	1
Total people specify one or more Ethnic Group(s)	15039	48
Total People	16044	100

Total Household Income, 2001



Household income	Number
Loss	18
Zero Income	54
\$1 - \$5000	99
\$5000 - \$10,000	153
\$10,001 - \$15,000	339
\$15,001 - \$20,000	312
\$20,001 - \$25,000	186
\$25,001 - \$30,000	291
\$30,001 - \$40,000	411
\$40,001 - \$50,000	381
\$50,001 - \$70,000	630
\$70,001 - \$100,000	612
\$100,000 or More	807
Not Stated	1164
Total	5457

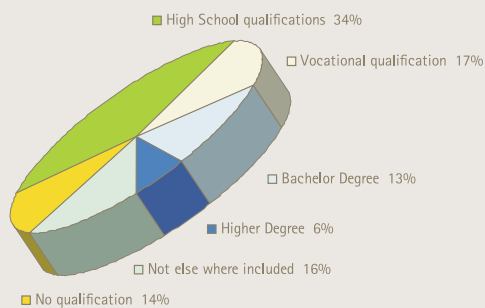
Median HH income - AU (\$)
 Point Chevalier South 40129
 Mt Albert Central 53900
 Springleigh 47078
 Owairaka West 37591
 Owairaka East 51088

Median household income
 Auckland City: \$51,094

Median household income
 Auckland Region: \$48,997

Median household income New Zealand: \$39,588

Highest Qualification, Aged 15 Years and Over, 2001



Mt Albert-circle	Number
No Qualification	1809
Fifth form qualification	1158
Sixth form qualification	1083
Higher School qualification	843
Other Secondary school qualification	1317
Vocational Qualification	2160
Bachelor Degree	1632
Higher Degree	792
Not else where included	1986
Total	12768

