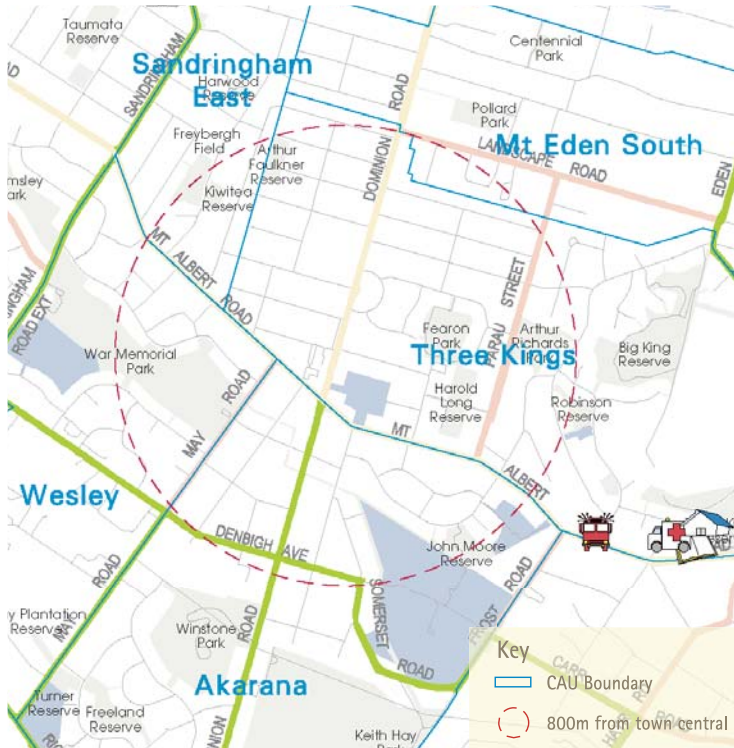


# Area Profiles

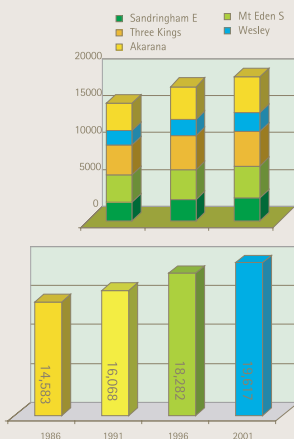
## Mt Roskill



The 5 census area units (CAU) of Mt Roskill cover a wider community than just the 800m radius around the town centre (the "area of change").

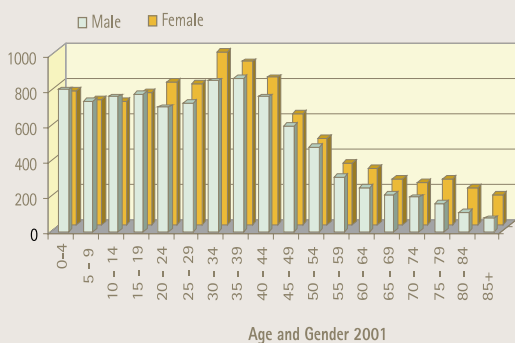
Relative to Auckland City Mt Roskill has:

- Medium - Low median household income
- More Pacific Island and Asian residents
- 17% with no qualification, compared with 15% in Auckland City.
- 44% of people gainfully employed as full time, compared with 47% in Auckland City.
- The average household size was 3 people, compared with 2.7 for Auckland City.
- There were 6549 households in Mt Roskill, of which 1653 were in the household composition category of "couple with children".
- The unemployment rate was 6%, compared with Auckland City's 5%.



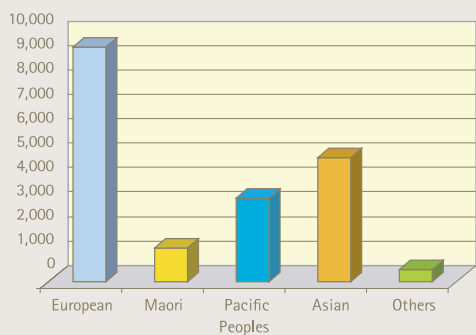
Population and growth since 1991

	1991	1996	2001
Sandringham East	2604	2952	3150
Mt Eden South	3663	4056	4359
Three Kings	4053	4569	4740
Wesley	2001	2280	2508
Akarana	3747	4425	4860
<b>Total</b>	<b>16068</b>	<b>18282</b>	<b>19617</b>



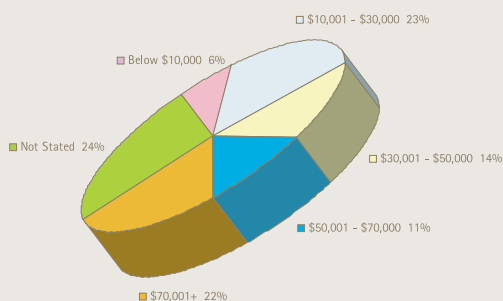
	male	female	total
0-4	807	759	1569
5-9	744	705	1449
10-14	768	702	1464
15-19	786	750	1545
20-24	708	810	1524
25-29	732	798	1527
30-34	858	978	1830
35-39	873	924	1797
40-44	768	834	1602
45-49	600	627	1233
50-54	480	486	963
55-59	309	351	663
60-64	252	315	567
65-69	210	261	471
70-74	195	240	423
75-79	162	258	414
80-84	111	210	321
85+	75	165	246

### Ethnic Group, 2001



	2001	%
European	9630	25
Maori	1356	4
Pacific People	3447	9
Asian	5100	13
Others	495	1
Total people specify one or more Ethnic Group(s)	18618	48
<b>Total People</b>	<b>19626</b>	<b>100</b>

### Total Household Income, 2001



Household income	Number
Loss	24
Zero Income	57
\$1 - \$5000	120
\$5000 - \$10,000	204
\$10,001 - \$15,000	546
\$15,001 - \$20,000	390
\$20,001 - \$25,000	243
\$25,001 - \$30,000	375
\$30,001 - \$40,000	477
\$40,001 - \$50,000	408
\$50,001 - \$70,000	729
\$70,001 - \$100,000	618
\$100,000 or More	792
Not Stated	1557
<b>Total</b>	<b>6540</b>

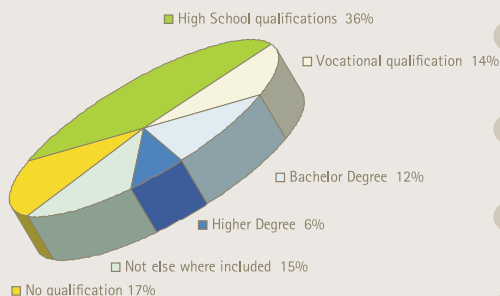
Median HH income - AU (\$)  
 Sandringham East 43164  
 Mt Eden South 61089  
 Three Kings 42046  
 Wesley 27648  
 Akarana 29742

Median household income Auckland City: \$51,094

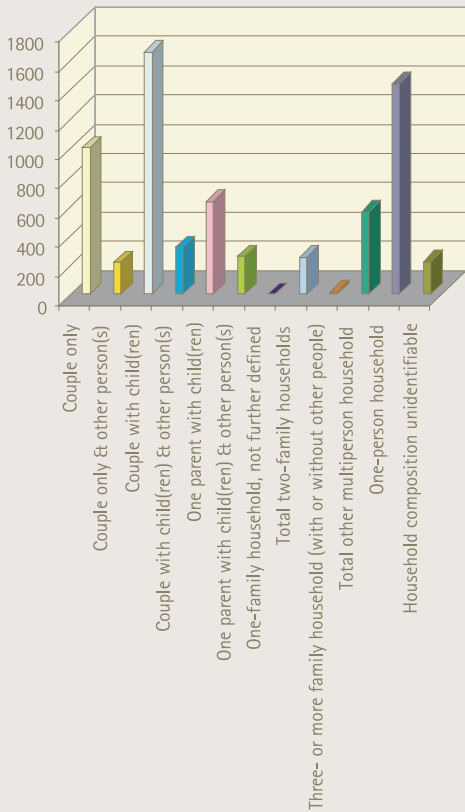
Median household income Auckland Region: \$48,997

Median household income New Zealand: \$39,588

### Highest Qualification, Aged 15 Years and Over, 2001

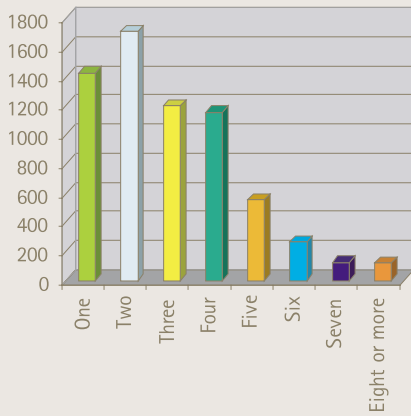


Mt Roskill-circle	Number
No Qualification	2613
Fifth form qualification	1290
Sixth form qualification	1302
Higher School qualification	954
Other Secondary school qualification	1848
Vocational Qualification	2169
Bachelor Degree	1821
Higher Degree	855
Not else where included	2271
<b>Total</b>	<b>15123</b>



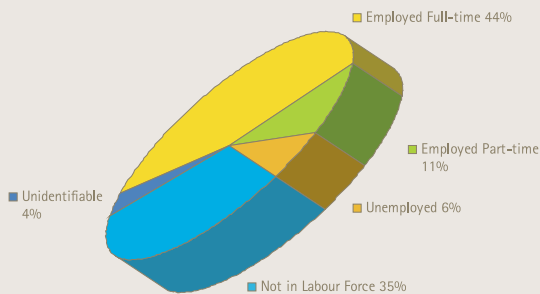
### Household Composition, 2001

Couple only	996
Couple only & other person(s)	216
Couple with child(ren)	1653
Couple with child(ren) & other person(s)	318
One parent with child(ren)	633
One parent with child(ren) & other person(s)	258
One-family household, not further defined	0
Total two-family households	249
Three- or more family household (with or without other people)	15
Total other multiperson household	558
One-person household	1434
Household composition unidentifiable	219
<b>Total</b>	<b>6549</b>



### Dwelling Type and Number of Usual Residents in Household, for Households in Private Occupied Dwellings, 2001

One per house	1425
Two per house	1707
Three per house	1200
Four per house	1155
Five per house	552
Six per house	264
Seven per house	126
Eight or more per house	120
<b>Total</b>	<b>6549</b>



### Work and Labour Force Status, Aged 15 Years and Over, 2001

Labour Force	Number	% of Total
Employed Full-time	6510	44
Employed Part-time	1740	11
Unemployed	891	6
Not in Labour Force	5316	35
Unidentifiable	675	4
<b>Total</b>	<b>15132</b>	<b>100</b>