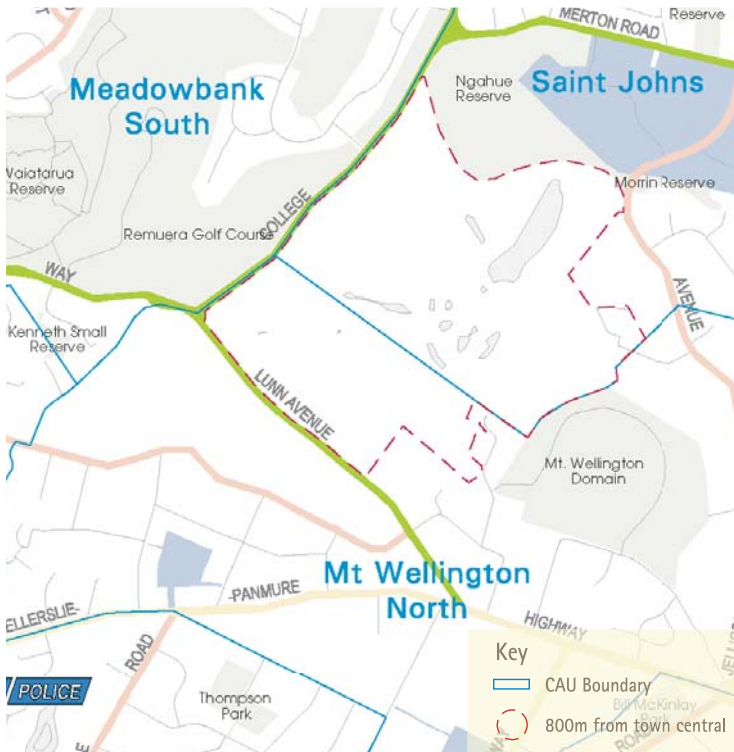


Area Profiles:

Mt Wellington Quarry

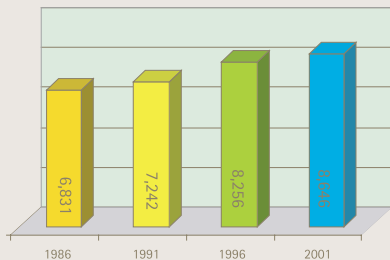


The Mt Wellington Quarry is currently uninhabited but straddles two census area units (CAU)- St Johns and Mt Wellington North.

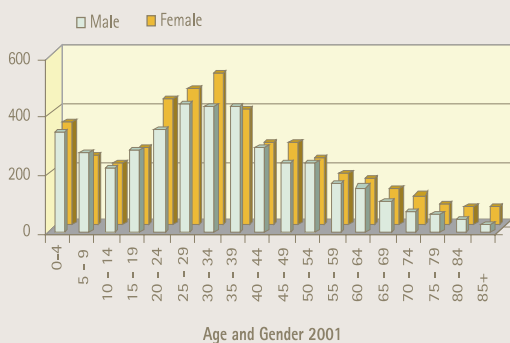
Relative to Auckland City Mt Wellington Quarry has:

- Low Median household income.
- More Asian residents.
- 14% compared with 9% in Auckland City.
- 17% with no qualification, compared with 15% in Auckland City.
- 48% of people gainfully employed as full time, compared with 47% in Auckland City.
- The average household size was 2.5 people compared with 2.7 for Auckland City
- There were 3300 households in Mt Wellington Quarry, of which 660 were in the household composition.
- The unemployment rate was 6%, compared with Auckland City percent of 5.

Population and growth since 1991

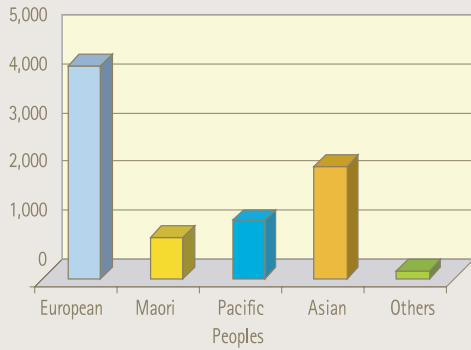


	1991	1996	2001
St Johns	2379	2709	2589
Mt Wellington North	4863	5547	6057
Total	7,242	8,256	8,646



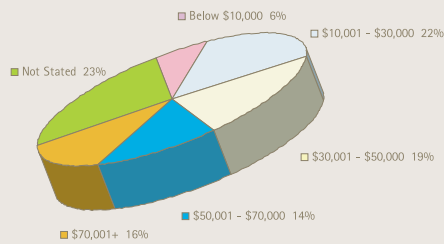
	male	female	total
0-4	345	354	696
5-9	276	237	510
10-14	219	210	429
15-19	282	264	549
20-24	354	438	789
25-29	438	471	909
30-34	435	519	957
35-39	432	402	831
40-44	291	285	579
45-49	240	282	522
50-54	240	234	477
55-59	162	180	342
60-64	153	156	309
65-69	108	123	231
70-74	72	102	174
75-79	63	75	138
80-84	42	66	111
85+	27	63	93

Ethnic Group, 2001



	2001	%
European	4,344	26
Maori	855	5
Pacific People	1,197	7
Asian	2,310	14
Others	156	1
Total people specify one or more Ethnic Group(s)	8,100	47
Total People	8,649	100

Total Household Income, 2001



Household income	Number
Loss	6
Zero Income	21
\$1 - \$5000	60
\$5000 - \$10,000	96
\$10,001 - \$15,000	216
\$15,001 - \$20,000	195
\$20,001 - \$25,000	126
\$25,001 - \$30,000	207
\$30,001 - \$40,000	327
\$40,001 - \$50,000	303
\$50,001 - \$70,000	450
\$70,001 - \$100,000	306
\$100,000 or More	231
Not Stated	753
Total	3,297

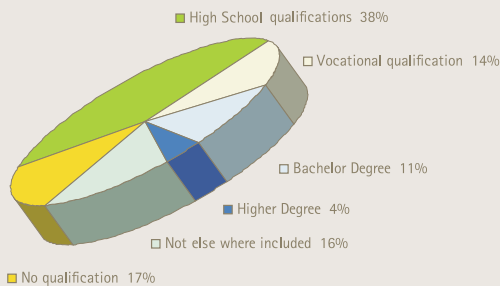
Median HH income - AU (\$)
St Johns 40282
Mt Wellington North 40468

Median household income
Auckland City: \$51,094

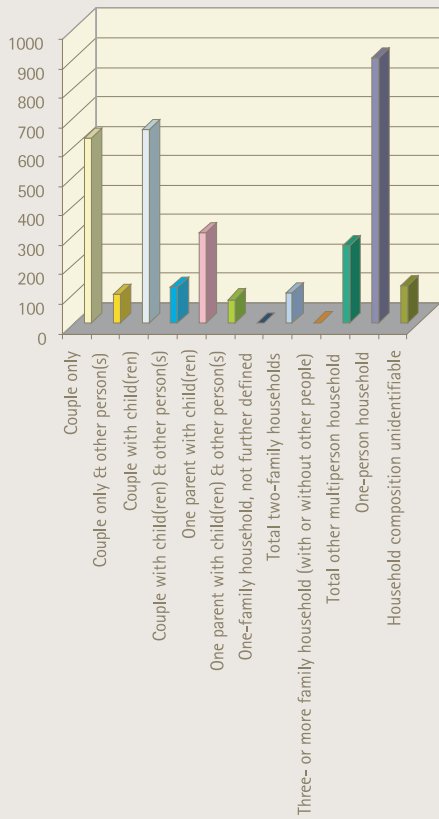
Median household income
Auckland Region: \$48,997

Median household income New
Zealand: \$39,588

Highest Qualification, Aged 15 Years and Over, 2001

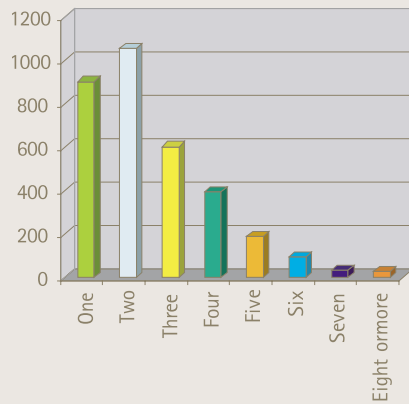


Mt Wellington Quarry-circle	Number
No Qualification	1179
Fifth form qualification	687
Sixth form qualification	612
Higher School qualification	387
Other Secondary school qualification	990
Vocational Qualification	1014
Bachelor Degree	747
Higher Degree	264
Not else where included	1125
Total	7005



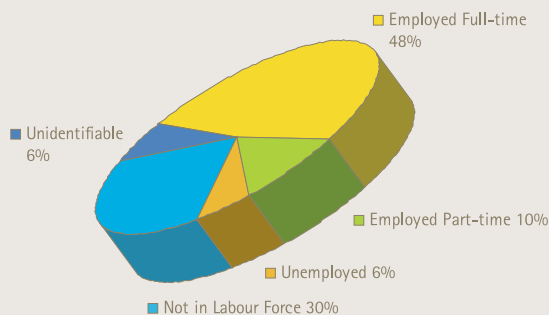
Household Composition, 2001

Couple only	630
Couple only & other person(s)	99
Couple with child(ren)	660
Couple with child(ren) & other person(s)	120
One parent with child(ren)	306
One parent with child(ren) & other person(s)	81
One-family household, not further defined	0
Total two-family households	105
Three- or more family household (with or without other people)	3
Total other multiperson household	264
One-person household	903
Household composition unidentifiable	129
Total	3300



Dwelling Type and Number of Usual Residents in Household, for Households in Private Occupied Dwellings, 2001

One per house	903
Two per house	1056
Three per house	603
Four per house	396
Five per house	186
Six per house	93
Seven per house	33
Eight or more per house	27
Total	3297



Work and Labour Force Status, Aged 15 Years and Over, 2001

Labour Force	Number	% of Total
Employed Full-time	3423	48
Employed Part-time	705	10
Unemployed	417	6
Not in Labour Force	2067	30
Unidentifiable	393	6
Total	7005	100