

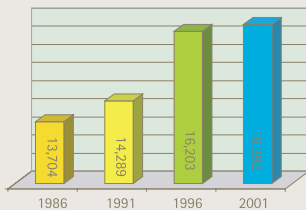
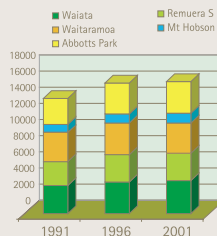
Area Profiles: Remuera



The 5 census area units (CAU) of Remuera cover a wider community than just the 800m radius around the town centre (the "area of change").

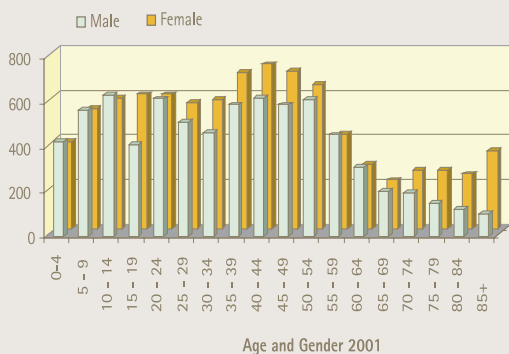
Relative to Auckland City Remuera has:

- High median household income
- More European residents (41%, compared with 32% for Auckland City)
- 8% with no qualification, compared with 15% in Auckland City.
- 49% of people gainfully employed as full time, compared with 47% in Auckland City.
- Same average household size with Auckland City which is 2.7 people.
- There were 5754 households in Remuera, of which 1848 were in the household composition category of "couple with children".
- The unemployment rate was 3%, compared with Auckland City's 5%.



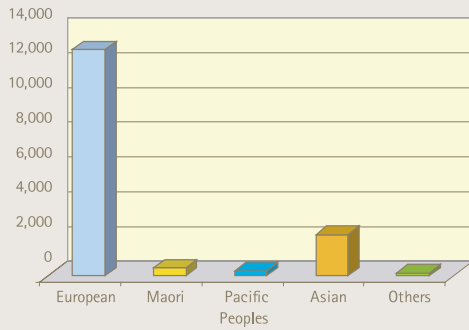
Population and growth since 1991

	1991	1996	2001
Waiata	3507	3936	4047
Remuera South	2886	3390	3420
Waitaramoa	3654	3891	3735
Mt Hobson	963	1158	1269
Abbots Park	3279	3828	3921
Total	14289	16203	16392



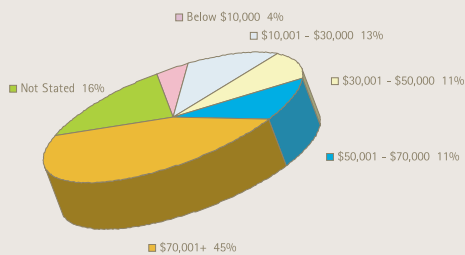
	male	female	total
0-4	423	393	822
5-9	564	540	1098
10-14	633	585	1224
15-19	408	603	1122
20-24	615	603	1215
25-29	513	567	1077
30-34	465	582	1050
35-39	588	699	1293
40-44	621	738	1356
45-49	588	705	1302
50-54	609	645	1254
55-59	453	423	879
60-64	309	291	603
65-69	198	219	423
70-74	195	261	453
75-79	147	261	411
80-84	120	246	369
85+	96	351	444

Ethnic Group, 2001



	2001	%
European	13011	41
Maori	453	1
Pacific People	303	1
Asian	2385	7
Others	177	1
Total people specify one or more Ethnic Group(s)	15687	49
Total People	16392	100

Total Household Income, 2001



Household income	Number
Loss	18
Zero Income	36
\$1 - \$5000	78
\$5000 - \$10,000	81
\$10,001 - \$15,000	171
\$15,001 - \$20,000	174
\$20,001 - \$25,000	147
\$25,001 - \$30,000	228
\$30,001 - \$40,000	333
\$40,001 - \$50,000	300
\$50,001 - \$70,000	627
\$70,001 - \$100,000	666
\$100,000 or More	1998
Not Stated	897
Total	5754

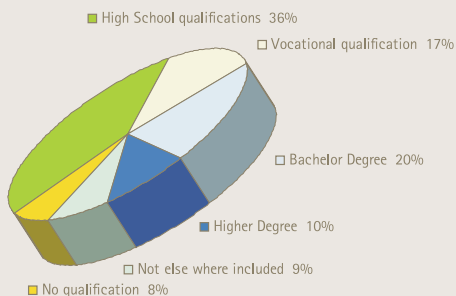
Median HH income - AU (\$)
 Mt Hobson 68049
 Remuera South 66045
 Abbots Park 67254
 Waitaramoa 99036
 Waiaata 100001

Median household income Auckland City: \$51,094

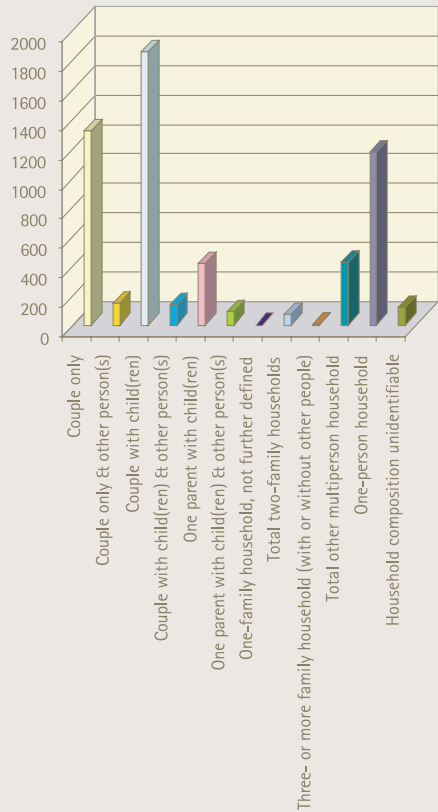
Median household income Auckland Region: \$48,997

Median household income New Zealand: \$39,588

Highest Qualification, Aged 15 Years and Over, 2001

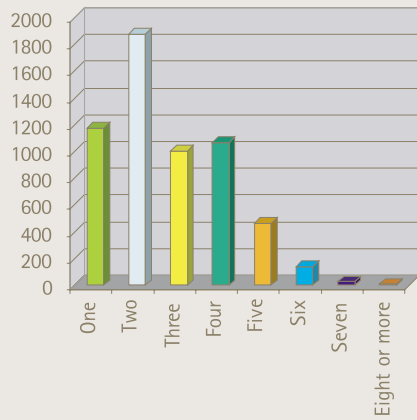


Remuera-circle	Number
No Qualification	1023
Fifth form qualification	1224
Sixth form qualification	1467
Higher School qualification	1188
Other Secondary school qualification	1002
Vocational Qualification	2235
Bachelor Degree	2589
Higher Degree	1284
Not else where included	1221
Total	13233



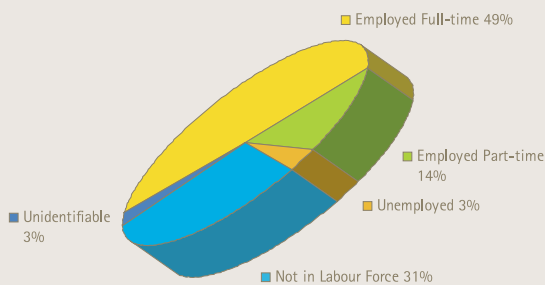
Household Composition, 2001

Couple only	1320
Couple only & other person(s)	147
Couple with child(ren)	1848
Couple with child(ren) & other person(s)	141
One parent with child(ren)	420
One parent with child(ren) & other person(s)	90
One-family household, not further defined	0
Total two-family households	72
Three- or more family household (with or without other people)	3
Total other multiperson household	423
One-person household	1170
Household composition unidentifiable	123
Total	5757



Dwelling Type and Number of Usual Residents in Household, for Households in Private Occupied Dwellings, 2001

One per house	1173
Two per house	1875
Three per house	1002
Four per house	1071
Five per house	462
Six per house	141
Seven per house	27
Eight or More per houses	9
Total	5760



Work and Labour Force Status, Aged 15 Years and Over, 2001

Labour Force	Number	% of Total
Employed Full-time	6504	49
Employed Part-time	1815	14
Unemployed	378	3
Not in Labour Force	4167	31
Unidentifiable	393	3
Total	13257	100