

# Area Profiles: Sandringham

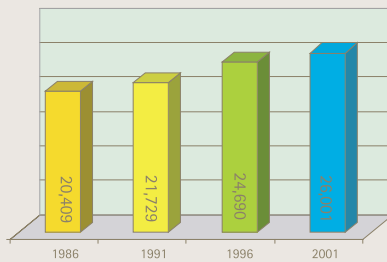


The 7 census area units (CAU) of Sandringham cover a wider community than just the 800m radius around the town centre (the "area of change").

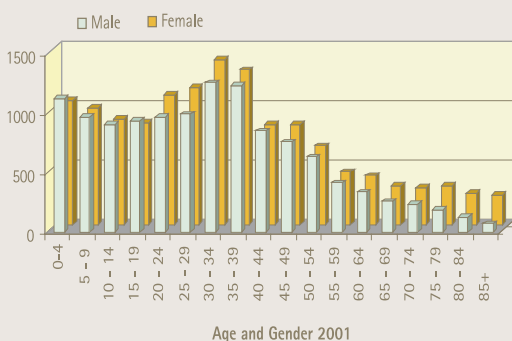
### Relative to Auckland City, Sandringham has:

- Medium - low median household income
- More Pacific Island and Asian residents
- 16% with no qualification, compared with 15% in Auckland City.
- 45% of people gainfully employed as full time, compared with 47% in Auckland City.
- The average household size was 3 people, compared with 2.7 for Auckland City.
- There were 8832 households in Sandringham, of which 2217 were in the household composition category of "couple with children".
- The unemployment rate was 6%, compared with Auckland City's 5%.

### Population and growth since 1991

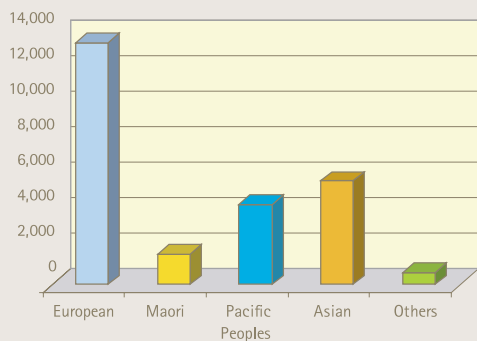


	1991	1996	2001
Sandringham West	3366	3957	4077
Sandringham East	2604	2952	3150
Maungawhau	3198	3480	3570
Mt Eden South	3663	4056	4359
Three Kings	4053	4569	4740
Walmsley	2844	3396	3597
Wesley	2001	2280	2508
Total	21729	24690	26001



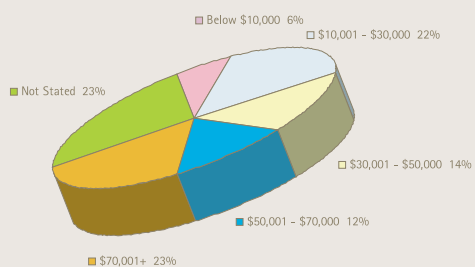
	male	female	total
0-4	1131	1050	2190
5-9	975	981	1956
10-14	909	885	1791
15-19	942	858	1809
20-24	972	1092	2064
25-29	993	1155	2151
30-34	1260	1392	2646
35-39	1233	1305	2544
40-44	852	846	1707
45-49	762	843	1608
50-54	633	663	1293
55-59	417	441	855
60-64	336	411	747
65-69	261	327	579
70-74	237	306	531
75-79	189	321	510
80-84	126	264	387
85+	72	243	321

### Ethnic Group 2001



	2001	%
European	13707	27
Maori	1752	3
Pacific People	4536	9
Asian	5880	11
Others	693	1
Total people specify one or more Ethnic Group(s)	24753	49
<b>Total People</b>	<b>26004</b>	<b>100</b>

### Total Household Income, 2001



Household income	Number
Loss	33
Zero Income	69
\$1 - \$5,000	150
\$5,000 - \$10,000	240
\$10,001 - \$15,000	738
\$15,001 - \$20,000	522
\$20,001 - \$25,000	324
\$25,001 - \$30,000	474
\$30,001 - \$40,000	627
\$40,001 - \$50,000	579
\$50,001 - \$70,000	1017
\$70,001 - \$100,000	864
\$100,000 or More	1194
Not Stated	1998
<b>Total</b>	<b>8826</b>

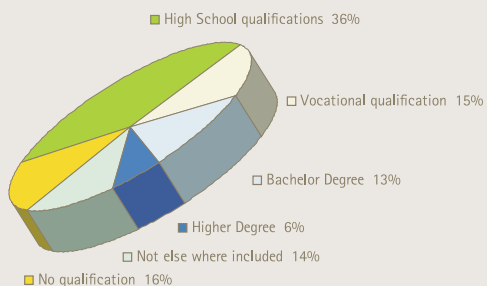
Median HH income - AU (\$)  
 Sandringham West 39091  
 Sandringham East 43164  
 Maungawhau 59874  
 Mt Eden South 61089  
 Three Kings 42046  
 Walmsley 28795  
 Wesley 27648

Median household income  
 Auckland City: \$51,094

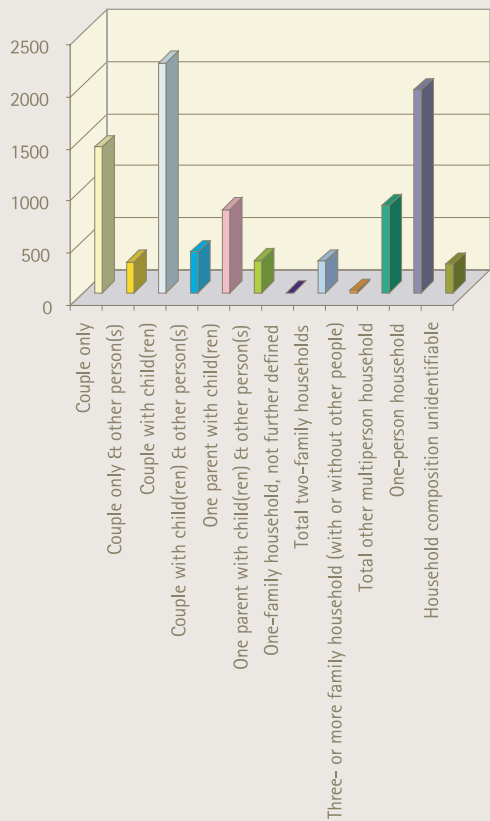
Median household income  
 Auckland Region: \$48,997

Median household income New  
 Zealand: \$39,588

### Highest Qualification, Aged 15 Years and Over, 2001

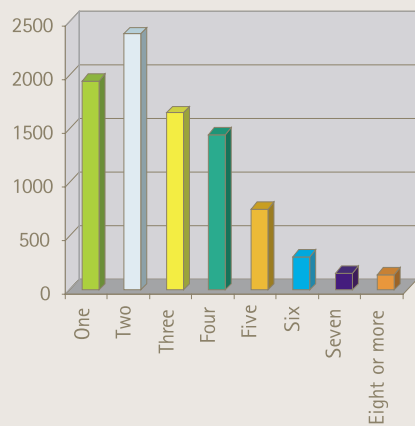


Sandringham-circle	Number
No Qualification	3240
Fifth form qualification	1728
Sixth form qualification	1770
Higher School qualification	1293
Other Secondary school qualification	2322
Vocational Qualification	3018
Bachelor Degree	2601
Higher Degree	1200
Not else where included	2883
<b>Total</b>	<b>20055</b>



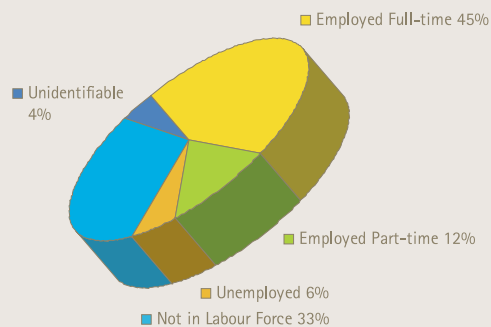
### Household Composition, 2001

Couple only	1410
Couple only & other person(s)	297
Couple with child(ren)	2217
Couple with child(ren) & other person(s)	393
One parent with child(ren)	804
One parent with child(ren) & other person(s)	315
One-family household, not further defined	0
Total two-family households	309
Three- or more family household (with or without other people)	21
Total other multiperson household	837
One-person household	1959
Household composition unidentifiable	273
<b>Total</b>	<b>8835</b>



### Dwelling Type and Number of Usual Residents in Household, for Households in Private Occupied Dwellings, 2001

One per house	1953
Two per house	2385
Three per house	1656
Four per house	1449
Five per house	759
Six per house	315
Seven per house	162
Eight or more per house	147
<b>Total</b>	<b>8826</b>



### Work and Labour Force Status, Aged 15 Years and Over, 2001

Labour Force	Number	% of Total
Employed Full-time	8994	45
Employed Part-time	2388	12
Unemployed	1170	6
Not in Labour Force	6693	33
Unidentifiable	825	4
<b>Total</b>	<b>20070</b>	<b>100</b>