

Area Profiles:

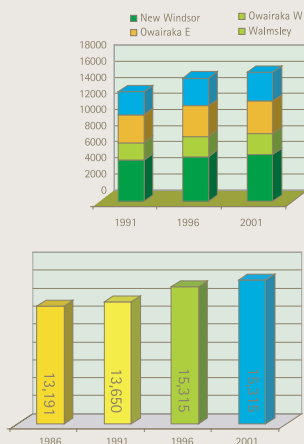
Stoddard Road



The 4 census area units (CAU) of Stoddard Road cover a wider community than just the 800m radius around the town centre (the "area of change").

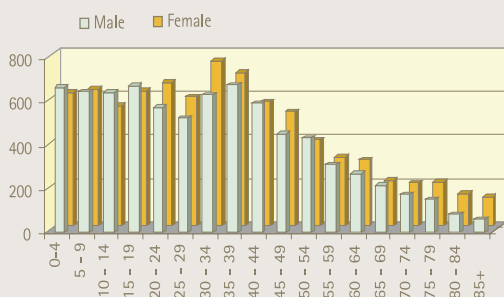
Relative to Auckland City, Stoddard has:

- Medium - low median household income
- More Pacific Island and Asian residents
- 19% with no qualification, compared with 15% in Auckland City.
- 40% of people gainfully employed as full time, compared with 47% in Auckland City.
- The average household size was 3.2 people, compared with 2.7 for Auckland City.
- There were 4962 households in Stoddard, of which 1341 were in the household composition category of "couple with children".
- The unemployment rate was 6%, compared with Auckland City's 5%.



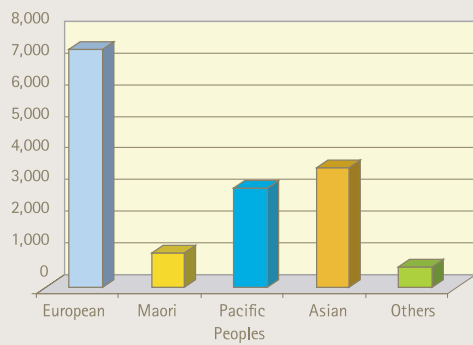
Population and growth since 1991

	1991	1996	2001
New Windsor	5124	5550	5787
Owairaka West	2187	2520	2637
Owairaka East	3495	3849	4041
Walmsley	2844	3396	3597
Total	13650	15315	16062



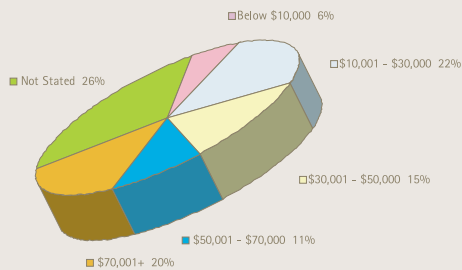
	male	female	total
0-4	666	615	1278
5-9	648	630	1278
10-14	642	555	1194
15-19	672	624	1296
20-24	575	660	1332
25-29	525	594	1122
30-34	633	759	1389
35-39	678	705	1392
40-44	591	573	1167
45-49	453	528	978
50-54	432	399	825
55-59	309	318	627
60-64	270	306	576
65-69	216	210	423
70-74	174	201	381
75-79	150	204	354
80-84	81	150	237
85+	60	135	201

Ethnic Group 2001



	2001	%
European	7533	24
Maori	1098	4
Pacific People	3162	10
Asian	3780	12
Others	666	2
Total people specify one or more Ethnic Group(s)	15033	48
Total People	16065	100

Total Household Income, 2001



Household income	Number
Loss	27
Zero Income	42
\$1 - \$5000	87
\$5000 - \$10,000	147
\$10,001 - \$15,000	336
\$15,001 - \$20,000	294
\$20,001 - \$25,000	186
\$25,001 - \$30,000	255
\$30,001 - \$40,000	396
\$40,001 - \$50,000	351
\$50,001 - \$70,000	546
\$70,001 - \$100,000	462
\$100,000 or More	522
Not Stated	1317
Total	4968

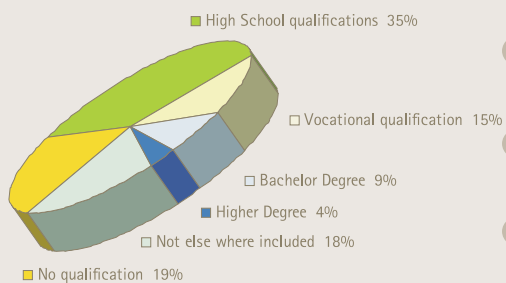
Median HH income - AU (\$)
 New Windsor 45100
 Owairaka West 37591
 Owairaka East 51088
 Walmsley 28795

Median household income
 Auckland City: \$51,094

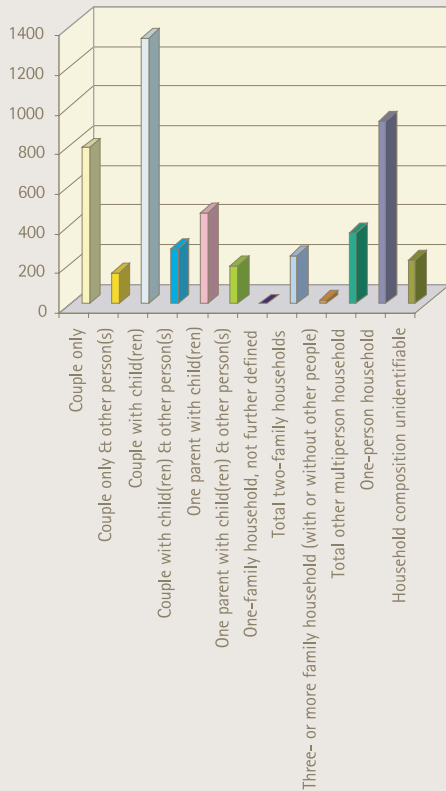
Median household income
 Auckland Region: \$48,997

Median household income New Zealand: \$39,588

Highest Qualification, Aged 15 Years and Over, 2001

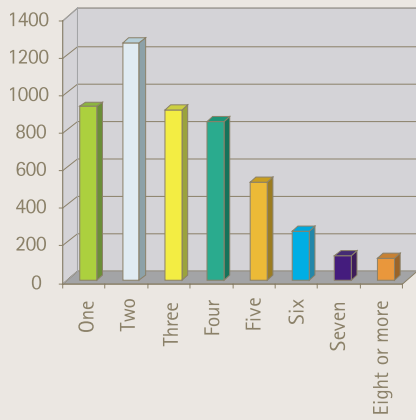


Stoddard-circle	Number
No Qualification	2349
Fifth form qualification	1173
Sixth form qualification	990
Higher School qualification	759
Other Secondary school qualification	1473
Vocational Qualification	1806
Bachelor Degree	1059
Higher Degree	510
Not else where included	2199
Total	12318



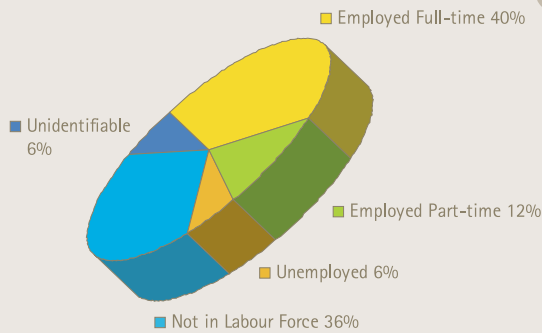
Household Composition, 2001

Couple only	786
Couple only & other person(s)	156
Couple with child(ren)	1341
Couple with child(ren) & other person(s)	276
One parent with child(ren)	459
One parent with child(ren) & other person(s)	189
One-family household, not further defined	0
Total two-family households	240
Three- or more family household (with or without other people)	18
Total other multiperson household	357
One-person household	921
Household composition unidentifiable	219
Total	4962



Dwelling Type and Number of Usual Residents in Household, for Households in Private Occupied Dwellings, 2001

One per house	924
Two per house	1266
Three per house	909
Four per house	843
Five per house	522
Six per house	261
Seven per house	126
Eight or more per house	114
Total	4965



Work and Labour Force Status, Aged 15 Years and Over, 2001

Labour Force	Number	% of Total
Employed Full-time	4938	40
Employed Part-time	1461	12
Unemployed	765	6
Not in Labour Force	4446	36
Unidentifiable	708	6
Total	12318	100