

## **HAURAKI GULF ISLANDS DISTRICT PLAN REVIEW SURVEY**

**SURVEYING ON-ISLAND RESIDENTS AND OFF-ISLAND  
RATEPAYERS OF THE HAURAKI GULF ISLANDS**

RESEARCH REPORT FOR



**Auckland City**

January 2006

# CONTENTS

<b>1</b>	<b>BACKGROUND</b> .....	<b>4</b>
<b>2</b>	<b>INTRODUCTION AND OBJECTIVES</b> .....	<b>6</b>
<b>3</b>	<b>METHODOLOGY</b> .....	<b>7</b>
	INTERVIEWING .....	7
	QUESTIONNAIRE DESIGN .....	7
	TELEPHONE NUMBERS .....	7
	ELIGIBILITY TO PARTICIPATE IN THE SURVEY .....	7
	CALL RECORDING .....	8
	QUOTAS .....	9
	REPORTING AND ANALYSIS .....	9
	DEFINITIONS .....	10
<b>4</b>	<b>EXECUTIVE SUMMARY</b> .....	<b>11</b>
<b>5</b>	<b>OPINION SUMMARY</b> .....	<b>14</b>
<b>6</b>	<b>RECOMMENDATIONS</b> .....	<b>17</b>
<b>7</b>	<b>CONSULTATION PROCESS</b> .....	<b>19</b>
	SUMMARY .....	19
	AWARENESS.....	20
	PARTICIPATION .....	21
	REASONS FOR NOT PARTICIPATING.....	22
<b>8</b>	<b>SUSTAINABILITY ISSUES</b> .....	<b>23</b>
	SUMMARY .....	23
	ENERGY, WATER AND TRANSPORT EFFICIENCY SHOULD BE ENCOURAGED ON THE ISLAND .....	25
	WIND ENERGY SHOULD BE ENCOURAGED ON THE ISLAND .....	25
	COMPOSTING TOILETS AND ALTERNATIVE WASTEWATER MANAGEMENT SYSTEMS SHOULD BE ENCOURAGED AND SUPPORTED BY AUCKLAND CITY COUNCIL AND THE AUCKLAND REGIONAL COUNCIL .....	25
	MEASURES TO PROTECT THE ENVIRONMENT SHOULD BE GIVEN PRIORITY OVER DEVELOPMENT EVEN IF IT MEANS HIGHER RATES AND HIGHER CONSENT COSTS .....	26
	THERE SHOULD BE RULES TO ENCOURAGE WORKING FROM HOME .....	26
	OVERALL CONTROL.....	28
<b>9</b>	<b>LANDSCAPE ISSUES</b> .....	<b>30</b>
	SUMMARY .....	30
	COLOUR CONTROLS SHOULD BE PLACED ON ALL BUILDINGS.....	32
	EXOTIC VEGETATION SHOULD BE PROTECTED IF IT IS OVER A SPECIFIED HEIGHT OR SIZE.....	32
	WEED CONTROL MEASURES SHOULD BE INCLUDED AS PART OF THE CONDITIONS OF SUBDIVISION AND LAND USE CONSENTS .....	32
	SIGNIFICANT RIDGELINES AND VIEWS OF THE SURROUNDING ISLANDS AND COAST SHOULD BE PROTECTED FROM DEVELOPMENT.....	33
	THERE SHOULD BE GREATER CONTROLS ON BUILDING DESIGN AND LOCATION .....	33
	THERE SHOULD BE A GREEN ZONE BUFFER BETWEEN EXISTING VILLAGES SUCH AS BETWEEN OSTEND AND ONETANGI .....	34
	OVERALL CONTROL.....	35
<b>10</b>	<b>TRANSPORT ISSUES</b> .....	<b>37</b>
	SUMMARY .....	37
	THE COUNCIL SHOULD AGAIN INVESTIGATE AN ALTERNATIVE TRANSPORT ROUTE THAT BYPASSES THE RETAIL CENTRE OF ONEROA (W).....	39
	THERE SHOULD BE TIGHTER CONTROLS ON THE LANDING AND TAKE OFF OF HELICOPTERS .....	39
	FOR NEW ROADS AND WHEN EXISTING ROADS ARE UPGRADED, THERE SHOULD BE MINIMUM STANDARDS SUCH AS FOR ROAD WIDTH AND FOOTPATHS .....	40
	NEW ROADS SHOULD HAVE HIGHER SPECIFICATIONS TO REDUCE MAINTENANCE NEEDS .....	40
	PROVIDING FOR PUBLIC TRANSPORT, WALKING AND CYCLEWAYS.....	41
	SHOULD BE THE PRIORITY .....	41
	TRAFFIC IMPACTS SHOULD BE CONSIDERED WHEN APPROVING SUBDIVISIONS.....	41
	ANYONE DOING A SIGNIFICANT DEVELOPMENT SHOULD BE REQUIRED TO MAKE FINANCIAL CONTRIBUTIONS TO ALLEVIATE TRAFFIC EFFECTS CAUSED BY THEIR DEVELOPMENT .....	42
	OVERALL CONTROL.....	43

<b>11</b>	<b>FUTURE PLANNING ISSUES .....</b>	<b>45</b>
	SUMMARY .....	45
	AN INCREASED RANGE OF BUSINESS ACTIVITIES SHOULD BE ENCOURAGED TO MEET THE NEEDS OF THE ISLAND.....	47
	A VARIETY OF LIFESTYLE OPTIONS FOR THE COMMUNITY SUCH AS LIFESTYLE BLOCKS, SMALLER RESIDENTIAL PROPERTIES, RETIREMENT VILLAGES AND NURSING HOMES SHOULD BE ENCOURAGED (W).....	48
	A MINIMUM SUBDIVISION SIZE OF 2000M <sup>2</sup> SHOULD BE MAINTAINED FOR ANY NEW LOTS CREATED IN RESIDENTIAL AREAS.....	48
	SUBDIVISION SHOULD BE ALLOWED PROVIDED THERE IS A MINIMUM SIZE REQUIREMENT (G, R).....	49
	VISITOR FACILITIES AND THEIR LOCATION SHOULD HAVE STRICTER RULES AND DEFINITIONS TO ENSURE THEY ARE USED AS VISITOR ACCOMMODATION AND NOT AS RESIDENTIAL UNITS.....	49
	EXISTING VILLAGE BOUNDARIES SHOULD BE EXPANDED TO PROVIDE FOR PROJECTED POPULATION GROWTH.....	50
	EXISTING VILLAGES SHOULD BE INTENSIFIED TO PROVIDE FOR PROJECTED POPULATION GROWTH.....	50
	VILLAGE CLUSTERS SHOULD BE DEVELOPED WITH ALL SHOPS AND SERVICES WITHIN 500 METRES (W) .....	50
	OVERALL CONTROL.....	51
<b>12</b>	<b>OTHER COMMENTS.....</b>	<b>53</b>
	SUMMARY .....	53
<b>13</b>	<b>SAMPLE DESCRIPTION .....</b>	<b>54</b>

**APPENDIX - QUESTIONNAIRE**

# 1 BACKGROUND

The Auckland City District Plan (Hauraki Gulf Islands Section) became operative in July 1996. The Hauraki Gulf Islands section of Auckland City's District Plan applies to many of the islands of the Hauraki Gulf. The main islands commonly known or referred to, include: Waiheke, Great Barrier, Pakatoa, Ponui, Motuihe, Motutapu, Rakino, Brown's, and Rangitoto (more than 65 islands overall). The plan sets out the policies and strategies for managing the natural and physical resources of the 65 main islands of the Hauraki Gulf.

Under the Resource Management Act (RMA) the plan needs to be reviewed and updated every ten years. As the Hauraki Gulf Islands section of the Auckland City District Plan became operative in July 1996, the Council is aiming to publicly notify the proposed plan in August 2006. The review needs to ensure the new plan meets the foreseeable needs of the environment and the communities for the ensuing ten years.

## CONSULTATION SUMMARY

In order to inform the communities in the Hauraki Gulf that a review of the District Plan was commencing in April 2005, a flyer was sent to all residents, ratepayers, groups, consultants, or individuals that Auckland City knew had an interest in the Gulf Islands. This flyer outlined the District Plan and why the Council was reviewing the Plan. There was also a list of dates, times and locations for consultation events included. The flyer contained a feedback form for people to return to the Council to raise any issues or suggestions on the review of the Plan. Local newspapers also ran articles and public notices about the consultation.

A consultation plan for the review of the Hauraki Gulf Islands District Plan was developed for the consultation period of April to July 2005. The plan involved:

- public meetings
- workshops on Great Barrier, Waiheke and Rakino islands
- workshops in Auckland City offices in Greys Ave
- nga hui
- one on one meetings
- photographic exercise on Waiheke Island.

During consultation, a mailing list was compiled to enable updates to be sent via email or post to people interested in being kept up to date with the review of the District Plan.

At the close of consultation, the Council received 191 feedback forms. From these, key issues were identified that subsequently became topics for focus groups on Waiheke Island. The four topics for the focus groups were:

- Landscape
- Transport
- Sustainability
- Future Planning (including subdivision, growth, and providing for business activity).

After meeting a number of times, each focus group developed a set of directions that will be considered by the Working Party made of elected representatives as part of the review of the Plan.

An additional workshop was also held on Great Barrier Island to give a further opportunity to discuss issues raised through the feedback forms.

## 2 INTRODUCTION AND OBJECTIVES

Now that initial consultation is complete, Auckland City's next task is to begin writing the new District Plan. This needs to consider the needs of all people and groups with an interest in the Hauraki Gulf Islands, including people who may not have provided a submission to date.

Auckland City asked Phoenix Research to quantify some of the issues raised in consultation across a more complete sample of the interested population. The primary goal for this research is to capture the opinion of the full population on some of the larger, more contentious issues.

A second goal is to measure the effectiveness of the consultation exercises conducted to date, in terms of awareness, participation and effectiveness, to aid in the design of future consultation.

The main topics to be addressed in the survey are:

- Sustainability, including energy, wastewater, water and building
- Landscape assessment and values, including building colour and form, views, coastal development, land use and vegetation
- Transport, roading and parking (excluding Matiatia)
- Planning for the future, including lifestyle choice, subdivision and providing for business activity

This research has three primary objectives:

1. To quantify the direction of public opinion on the key issues raised in consultation to date
  - ♦ What direction does the wider population feel Auckland City should take on the most important/ contentious issues?
  - ♦ How diverse or homogenous are these opinions?
2. To determine the effectiveness of the consultation conducted so far
3. What has worked, what has not worked, why and why not
4. To determine what approach/es should be considered for future consultation

## **3 METHODOLOGY**

### **INTERVIEWING**

The survey was done via telephone using a Computer Assisted Telephone Interviewing (CATI) system. Most interviews took place in the evenings and on weekends, which is the time most people are home. Interviews were done from 14 November until 4 December 2005.

### **QUESTIONNAIRE DESIGN**

The questionnaire for this survey was designed as a draft by Auckland City, drawing on key issues emerging from the consultation process and stakeholder feedback. Phoenix personnel then developed this draft into its final form. The questionnaire is shown in the Appendix to this report.

A wide range of issues had been identified in the public consultation process and it was acknowledged that to keep the questionnaire to a reasonable length, coverage of the issues needed to be focussed and selective. Questions were designed trading off being general versus specific, with some questions designed to be indicators of a cluster of opinions where it was not possible to survey the public on every specific issue.

To minimise bias, the four key topic areas in the survey (Sustainability, Landscape, Transport and Future Planning) were presented to respondents in a randomised order. In addition, the questions within each of these sections were also presented in a randomised order, again to minimise bias. (It is one of the significant advantages of computer assisted interviewing that this type of randomising can be done accurately.)

The average interview duration was 19 minutes with an overall response rate of 42 percent.

### **TELEPHONE NUMBERS**

Phone numbers were sourced from the electronic Telecom White Pages - these were randomly selected for each of the Gulf Islands for people residing on the islands.

For off-island landowners, Auckland City provided a full list of the names and addresses of ratepayers to Phoenix (this is public information). After the screening described in the next section, their telephone numbers were matched using the on-line Telecom White Pages wherever possible. These only included listed numbers and no mobile numbers. We relied on the name and address information supplied to Auckland City to get the telephone numbers accurate.

International numbers were included in the off-island ratepayer listings provided by Auckland City. Only Australian numbers were included in the sample, excluding Western Australia because of time zones changes, to provide some voice for overseas owners. Unfortunately, the logistics of calling any other countries are difficult due to language barriers and time zone relativity.

### **ELIGIBILITY TO PARTICIPATE IN THE SURVEY**

Off-island owners' names and addresses were supplied by Auckland City from their ratepayer database. Phoenix Research cleaned the database - that is, we manually went through all 4094 names and addresses and deleted the following:

- Obviously duplicated names and addresses
- Anything owned by Auckland City
- Anything owned by Auckland Regional Council
- Anything owned by Department of Conservation
- Police, Telecom, schools

People owning property on an island were only to be interviewed once no matter how many properties or homes they own.

People owning property on more than one island could be interviewed once for each island owing to the unique nature of each island. This needed to be flagged by the landowner as we could not necessarily identify people who owned land on more than one island from the listings. Although this process meant that selection was not strictly random we need to consider the owner's convenience too.

On this basis there were three Waiheke landowners that did the interview twice - once for their Waiheke property and once for their other properties on other islands (two for Great Barrier Island and one for Rakino Island). Other landowners who identified that they owned land on more than one island chose to be interviewed for only one of their island properties.

Telephone numbers were loaded into the CATI system and randomised so the numbers do not come up in any particular order. Each telephone number was set to be called up to six times if initially engaged or not answered, at different times and days to try to contact that person and not bias the sample.

## **CALL RECORDING**

Phoenix Research uses a Call Catcher system to record all calls made from our Call Centre. This is to allow for quality assurance checks on a percentage of calls and interviewers (usually 10 percent of all calls on a project). We listen to the interviews and track the response to ensure that:

- Questions are asked properly with no bias or undue emphasis
- Questions are asked in the correct order and with correct pronunciation
- Interviewers are professional at all times
- All responses are recorded properly and all data is correctly input
- Any complaints or concerns from the public can be acted upon and rectified quickly

Quality assurance is done by our auditing team who resolve any issues that arise from the interviews or interviewers.

Our full contact centre operation, including the auditing team, is IQS (Interviewer Quality Standards) trained, accredited and audited to ensure their independence and professionalism.



## QUOTAS

To ensure that an equally weighted voice is given to all Gulf Island owners, we set quotas for the number of completed surveys to be done. In order to maximise the number of interviews possible for Rakino Island (because of the small population size) we adjusted the number of Waiheke off-island landowners' quota to ensure a minimum of 1000 surveys were done overall. The final quotas for this survey are listed below.

The last column in the table below shows the margins of error applying to results for each island. These are maximum margins of error, which apply to results close to 50 percent. For example, the margin of error for a result of the order of 7 percent is only half as big as the margin of error applying to a result close to 50 percent.

An example of the applying the margins of error is with the result that 59 percent of Waiheke residents as a whole were aware that the Council is reviewing the District Plan and going through a review process. Applying the margin of error to this result by subtracting then separately adding the margin of error to the result, tells us that between 53 percent and 65 percent of all Waiheke residents (i.e. not just those in the survey) are aware that the Council is reviewing the District Plan. (Technically, these are 95% confidence limits, so the odds are 95% that the true population result will lie within the range of 53% to 65%. Also for the technically oriented, note that the calculations of margins of error below take account of the sampling fraction: especially in the case of Rakino this reduces the margins of error noticeably from those applying with a large population, such as Waiheke.)

		N=	Margin of error
<b>Waiheke Island</b>	Off-island residents	435	3.2%
	On-island residents	450	
<b>Great Barrier Island</b>	Off-island residents	50	9.3%
	On-island residents	50	
<b>Rakino</b>	Total	17	21%
<b>Overall total</b>		<b>N=1002</b>	<b>3%</b>

## REPORTING AND ANALYSIS

After the interviewing was finished the data was compiled and analysed as a whole.

### Things to note while reading this report

To avoid confusion and misunderstanding, please find below a number of useful definitions used in this report:

- **Significant difference**
  - ♦ Refers to a statistically significant differing result from the overall total (unless otherwise stated) at the 95 percent confidence level
- **Slight difference**

- ♦ Refers to only a numerical difference and not a statistically significant difference

Sub-groups that have no statistically significant differences are not discussed in this report.

Please note that the size of the Rakino Island population is small and hence the sample size for Rakino is small relative to other inhabited islands in the Hauraki Gulf. Please keep this in mind when comparing statistical significance.

This report refers as a short-hand to 'residents' of these islands to encompass all interviewed people. This includes people who live on the islands, people who own property on the islands, and people who manage property on the islands. The distinction between on-island residents and those living off-island is noted where appropriate.

We refer to people being 'in favour' and 'not in favour' without a qualifying adverb (slightly, moderately, or strongly) as the combination of all values of slightly, moderately, and strongly for that statement. It is a TOTAL or OVERALL measure of being in favour or not in favour.

Each section of this report discusses who is in favour and who is not in favour. This is determined using statistical significance as described above. All sub-groups that are statistically significantly more or less likely to respond a certain way have been identified appropriately as 'in favour' or 'not in favour' or 'neutral'.

## **DEFINITIONS**

For analysis purposes, the following areas of Waiheke have been grouped. (Areas from which there was only a single response have been excluded from the list below.)

- **West Waiheke**

- ♦ Blackpool, Matiatia, Oneroa

- **Central Waiheke**

- ♦ Kennedy Point, Hekerua Bay, Ostend, Palm Beach, Surfdale, Te Whau Point, Enclosure Bay, Sandy Bay

- **East Waiheke**

- ♦ Onetangi, Orapiu, Rocky Bay, Awaawaroa Bay/Valley, Days Bay, Woodside Bay, Cowes Bay, Omaru Bay

## 4 EXECUTIVE SUMMARY

### OVERALL

This research has resulted in a number of strong indicators mainly in favour of the specific issues presented in the Gulf Island Residents' Survey.

Some 13 of the 26 statements presented to respondents overall have been responded to favourably and conclusively (by our definition – see the preceding section). These and other less conclusive results still provide Auckland City Council with a robust set of parameters from which to develop their proposed plan with the confidence of knowing how Hauraki Gulf Island residents, whether on or off-island residents, will react to the plan.

### CONSULTATION

Awareness is strong but participation is weak

The awareness level of the review and consultation process is high with 60 percent of people aware the process was happening. There are significantly lower levels of awareness amongst specific groups of interested parties such as:

- Off-island residents
- Rakino Island residents

Participation however is much lower than awareness, at 8 percent.

Among the 92 percent of people who did not participate in the consultation process, 40 percent said not knowing that the process was happening was their main reason not to participate. A secondary reason for not participating was having no time or being too busy (17% of non-participants). This reason excluded mainly workers and employers from the consultation process overall.

### SUSTAINABILITY

Environmentally-friendly attitude pervades but at what cost?

There is a positive disposition towards Sustainability issues on the Gulf Islands. Residents are supportive of most issues but there is some reluctance, possibly because of the potential personal cost some measures could require, such as for wind energy and for environmental prioritisation.

Great Barrier and Rakino Island residents are less supportive of environmental prioritisation than Waiheke Island residents, but are more supportive of wind energy encouragement on their respective islands. In general, however, there is a broad consensus of opinions between residents on the Sustainability issues presented in this survey.

There is a difference in attitude to Sustainability issues between on-island and off-island residents. Off-island residents are less inclined to support such measures as encouraging energy, water and transport efficiency unlike their on-island counterparts. This is presumably due to the extra effort or cost that may be involved with such measures for what is likely a second or holiday home or an investment/trust property.

## LANDSCAPE

Natural beauty is less controversial than man-made structures

On-island residents are conclusively in favour of encouraging energy, water and transport efficiency as well as composting toilets/waste management alternatives. There is less decisiveness amongst residents overall (includes both off- and on-island residents) but there is a positive feeling towards wind energy and environmental prioritisation. This affirmative feeling does vary between the inhabited Gulf Islands.

However, many residents of all the islands surveyed are not in favour of rules to encourage working from home. This is not a clear mandate for the Council to reject the concept in any way, and may be a reflection on the way this concept was expressed in the survey.

Combining all opinions, Auckland City Council is thought to have the right balance of control with regards to Sustainability.

The majority of residents are in favour of weed control measures, ridgeline/view protection and the idea of a green zone buffer as discussed in the survey. Less conclusive are the issues of building design and protecting exotic vegetation. Colour control on buildings is not favoured by most residents. Again, the degree of support for or against these issues does vary between the Gulf Islands surveyed.

The Landscape issues seem clearly divided for residents - those that pertain to the natural beauty of the island and those that are constructed. Residents have strongly supported the proposals that involve the natural aspect of the islands but are less likely to be in favour of proposals regarding the man-made effects such as building design and colour.

In terms of Landscape issues on the Gulf Islands, significantly more people feel there should be less Council control, than feel there should be more Council control. Generally however, people feel the Council has the balance about right.

## TRANSPORT

Important issues for Waiheke with a strong voice for road improvements

Transport issues create a different level of interest amongst residents than the other three topic areas covered in this survey. It is the one topic area that residents on balance feel needs slightly more control from Council planning, whereas all other areas are thought to require slightly less control from Council planning.

All issues discussed in this section of the survey were met positively by residents to varying degrees. Proposals resulted in an overall in favour outcome - with the one exception of tighter controls on helicopters especially for Rakino Island residents.

A high proportion of the traffic issues in this survey pertain mainly to Waiheke Island. Many respondents from the other islands (Rakino and Great Barrier) did not feel these questions were relevant to them and found them difficult to respond to. This has resulted in a high proportion

of *neutral* ratings for residents of these islands.

Residents of Waiheke Island are decisively in favour of minimum standards for new and upgraded roads, considering traffic impacts of new developments, requiring financial contributions for significant developments and having higher specifications for new roads all as described in the survey.

Generally, businesses and residents want to see improvements in traffic, however, businesses do not want to bear the costs in terms of financial contributions and traffic impact considerations.

## FUTURE PLANNING

Low support for village-oriented proposals

Residents have not been as decisive with Future Planning issues as with the other issues discussed in the survey. There is an inconclusive lack of support for the issues regarding village development suggesting a need for further investigation of these matters if they are to be included in the Proposed District Plan for the Hauraki Gulf Islands. Alternatively these proposals may need fuller communication.

There is decisive support for increasing the range of business activities (but not for Rakino Island residents), offering a variety of lifestyle choices and allowing subdivisions on Great Barrier Island but less resoundingly so on Rakino Island - as described in the survey. Residents also support the idea of having a minimum subdivision size on Waiheke Island, although this is only at an inconclusive level.

Combining all opinions, people feel the Council currently has the right balance of control on the Island with regards to future planning issues.

## OTHER MENTIONS

Development and environment issues top the list

A number of suggestions were made for Council to consider with regards to reviewing the Hauraki Gulf Island District Plan.

A quarter of residents (25%) have nothing to add to the ideas provided by the Council in this survey. This proportion is significantly lower among those from Great Barrier Island (16 percent compared with 25 percent overall).

The single most mentioned issues were on restrictions to island development (16%) and environmental issues (13%).

## Great Barrier Residents

Residents of Great Barrier Island represent a significantly different voice from Waiheke Island residents. There are many statistically significant results in their opinions. These have all been highlighted throughout the report.

## 5 OPINION SUMMARY

Below is an overall summary of the Hauraki Gulf Island residents' opinions on the issues presented to them in this survey. We have assigned the following labels based on the definitions provided.

The percentages assigned to each label have been developed from a democratic position. Having more than half of a population or sample in favour of a concept shows that most are in favour of that concept. We have added some buffer to these percentages to comfortably adjust for margin of error (refer to the methodology section for details) as well as other variables, especially how the concept is communicated.

We think that any concept in the inconclusive groupings below (36% to 64% of the total sample), whether in favour or not in favour, would require further development of the concept - perhaps changes in details if not changes to the entire premise - to ensure a clear direction from residents.

### LEGEND

- 65 - 100% of total sample **In favour**
- 51 - 64% of total sample **Inconclusive but in favour**
- 36 - 50% of total sample **Inconclusive but not in favour**
- 0 - 35% of total sample **Not in favour**

[Please note that some questions were put only to residents and landowners on particular islands. These have been noted below]

SUSTAINABILITY	Overall N=1002	Waiheke N=885	Great Barrier N=100	Rakino N=17
Energy, water and transport efficiency should be encouraged on the island	✓	✓	✓	✓
Wind energy should be encouraged on the island	-✓	-✓	✓	✓
Composting toilet and alternative wastewater management systems should be encouraged and supported by Auckland City Council and the Auckland Regional Council	✓	✓	✓	✓
Measures to protect the environment should be given priority over development even if it means higher rates and higher consent costs.	-✓	-✓	-✗	-✗
There should be rules to encourage working from home	-✗	-✗	-✗	✗
<b>Overall Council control</b>	Right balance to less control	Right balance to less control	Right balance to less control	Right balance to more control

LANDSCAPE	Overall N=1002	Waiheke N=885	Great Barrier N=100	Rakino N=17
Colour Controls should be placed on all buildings	X	X	X	-X
Exotic vegetation should be protected if it is over a specified height or size	-✓	-✓	-✓	✓
Weed control measures should be included as part of the conditions of subdivision and land use consents	✓	✓	✓	✓
Significant ridgelines and views of the surrounding islands and coast should be protected from development	✓	✓	✓	✓
There should be greater controls on building design and location	-✓	-✓	-X	-✓
There should be a green zone buffer between existing villages such as between Ostend and Onetangi	✓	✓	-X	-✓
<b>Overall Council control</b>	Right balance to less control	Right balance to less control	Less control	Right balance to less control
TRANSPORT	Overall N=1002	Waiheke N=885	Great Barrier N=100	Rakino N=17
The Council should again investigate an alternative transport route that bypasses the retail centre of Oneroa (W)	NA	-X	NA	NA
There should be tighter controls on the landing and take off of helicopters	-X	-X	-X	X
For new roads and when existing roads are upgraded, there should be minimum standards such as for road width and footpaths	✓	✓	-✓	-✓
New roads should have higher specifications to reduce maintenance needs	✓	✓	-✓	-X
Providing for public transport, walking and cycle ways should be the priority	✓	✓	-✓	-X
Traffic impacts should be considered when approving subdivisions	✓	✓	✓	-✓
Anyone doing a significant development should be required to make financial contributions to alleviate traffic effects caused by their development	✓	✓	-✓	-X
<b>Overall Council control</b>	Right balance to more control	Right balance to more control	Right balance to less control	Right balance to more control

<b>FUTURE PLANNING</b>	<b>Overall N=1002</b>	<b>Waiheke N=885</b>	<b>Great Barrier N=100</b>	<b>Rakino N=17</b>
An increased range of business activities should be encouraged to meet the needs of the island	✓	✓	✓	✗
A variety of lifestyle options for the community such as lifestyle blocks, smaller residential properties, retirement villages and nursing homes should be encouraged (W)	NA	✓	NA	NA
A minimum subdivision size of 2000m2 should be maintained for any new lots created in residential areas. Residential areas means land units 11 and 12 (W)	NA	-✓	NA	NA
Subdivision should be allowed provided there is a minimum size requirement (G R)	NA	NA	✓	-✗
Visitor facilities and their location should have stricter rules and definitions to ensure they are used as visitor accommodation and not as residential units	-✗	-✗	✗	-✗
Existing village boundaries should be expanded to provide for projected population growth	-✗	-✗	-✗	✗
Existing villages should be intensified to provide for projected population growth	-✗	-✗	-✗	-✗
Village clusters should be developed with all shops and services within 500 metres (W)	NA	-✗	NA	NA
<b>Overall Council control</b>	Right balance to less control	Right balance to less control	Right balance to less control	Right balance to less control



## 6 RECOMMENDATIONS

### Consultation

Awareness levels are acceptable - need to improve participation in the process

When consultation is required in the future we recommend continuing to offer the opportunity for consultations to be held both on and off the Gulf Islands and maximising the publicity for the consultation process.

With 60 percent awareness levels amongst residents, Auckland City Council are doing an acceptable job of notifying people about the consultation on the Gulf Islands.

However, Auckland City Council may need to translate this awareness into more widespread participation in the consultation process. With time being the major obstacle (after lack of awareness) to residents participating in the recent consultation, Auckland City needs to improve the ease with which people are able to produce submissions. There may be a need to clarify how simple making a submission is and creating a stronger understanding of the process. To understand what is preventing people from making a submission may require further investigation.

### Issues

Some issues have been decisively supported while others do not present a clear mandate by residents

This report provides a benchmarking system that may be used to designate clear support, inconclusive support/non-support and general opposition to ideas and suggestions tabled in this document.

The survey was not designed to be a referendum nor was it intended to take the place of one. Instead, we have developed a barometer of opinion on the particular issues.

Using the chart in the opinion summary above, Auckland City may proceed with some confidence of having residents' support on those issues that have clear majority support from respondents (when over 65 percent of residents are in favour).

Other issues are less decisively supported, or not supported, requires further development if they are to be addressed in the proposed Hauraki Gulf Island District Plan.

## Control

Auckland City Council's planning has the control balance about right for residents

Combining all opinions, residents generally feel that there is currently the right balance of control from Council's planning overall. However, there is a smaller group of residents who feel that less control would be preferable to the current levels for all issues, with the exception of Transport issues where opinions lean slightly to favouring more control than at present.

Auckland City Council should consider this when drafting the plan by erring on the side of lessening some controls and strengthening others. It may pay to consider the impact of altering the level of control, particularly for those whom the issue will affect. This report helps identify groups that would prefer more or less controls with respect to particular issues. We suggest using it as one input to deciding how much planning control ultimately to exercise or not in the District Plan.

## 7 CONSULTATION PROCESS

### SUMMARY

The awareness level of the review and consultation process is high with 60 percent of people aware the process was happening. There are significantly lower levels of awareness amongst specific groups of interested parties such as:

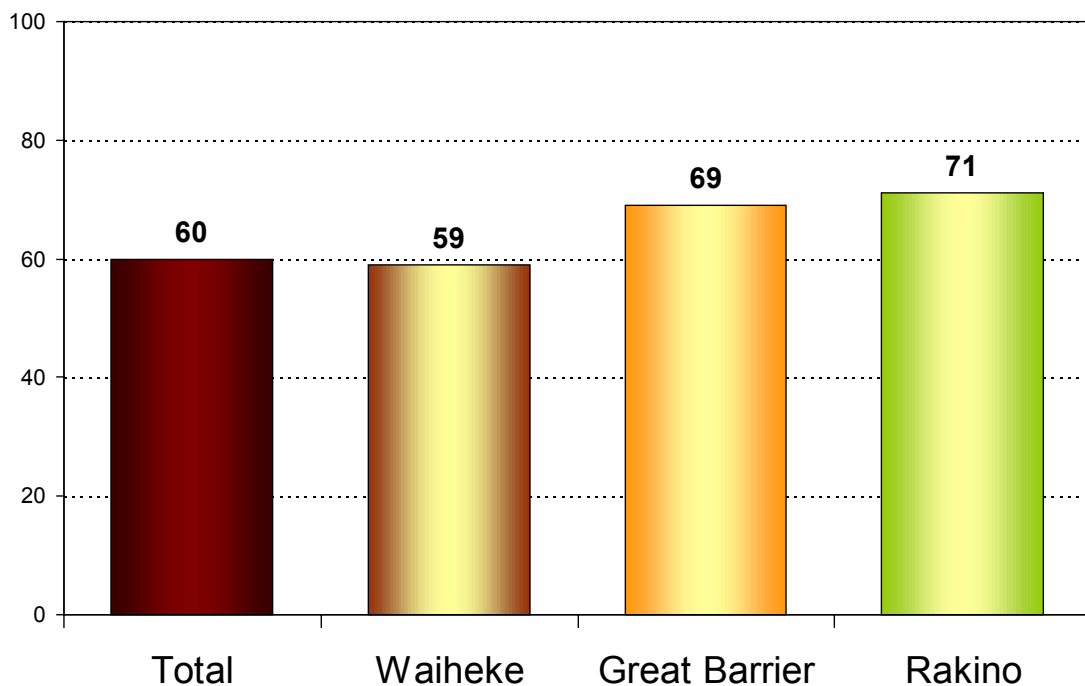
- Off-island residents
- Rakino Island residents

Participation however is much lower than awareness, at 8 percent.

Among the 92 percent of people who did not participate in the consultation process, 40 percent said not knowing that the process was happening was their main reason not to participate. A secondary reason for not participating was having no time or being too busy (17% of non-participants). This reason excluded mainly workers and employers from the consultation process overall.

*Q: Auckland City is currently going through a review process before the plan is notified for public submission in August 2006. Before I mentioned it just now, did you know that Auckland City is currently reviewing the Hauraki Gulf Islands District Plan?*

### Awareness of Consultation



## **AWARENESS**

More than half of Gulf Island residents overall (includes both off and on-island residents) (60%) are aware of the review and consultation process currently happening. A significant proportion of these people are from Great Barrier and Rakino Island with a relatively lower proportion of Waiheke Island residents aware that the consultation process was happening.

People who live on the islands tend to have the highest level of awareness while the 30 to 39 year olds (who tend to be parents and/or island business owners) are not aware of the consultation process.

### **Who is aware?**

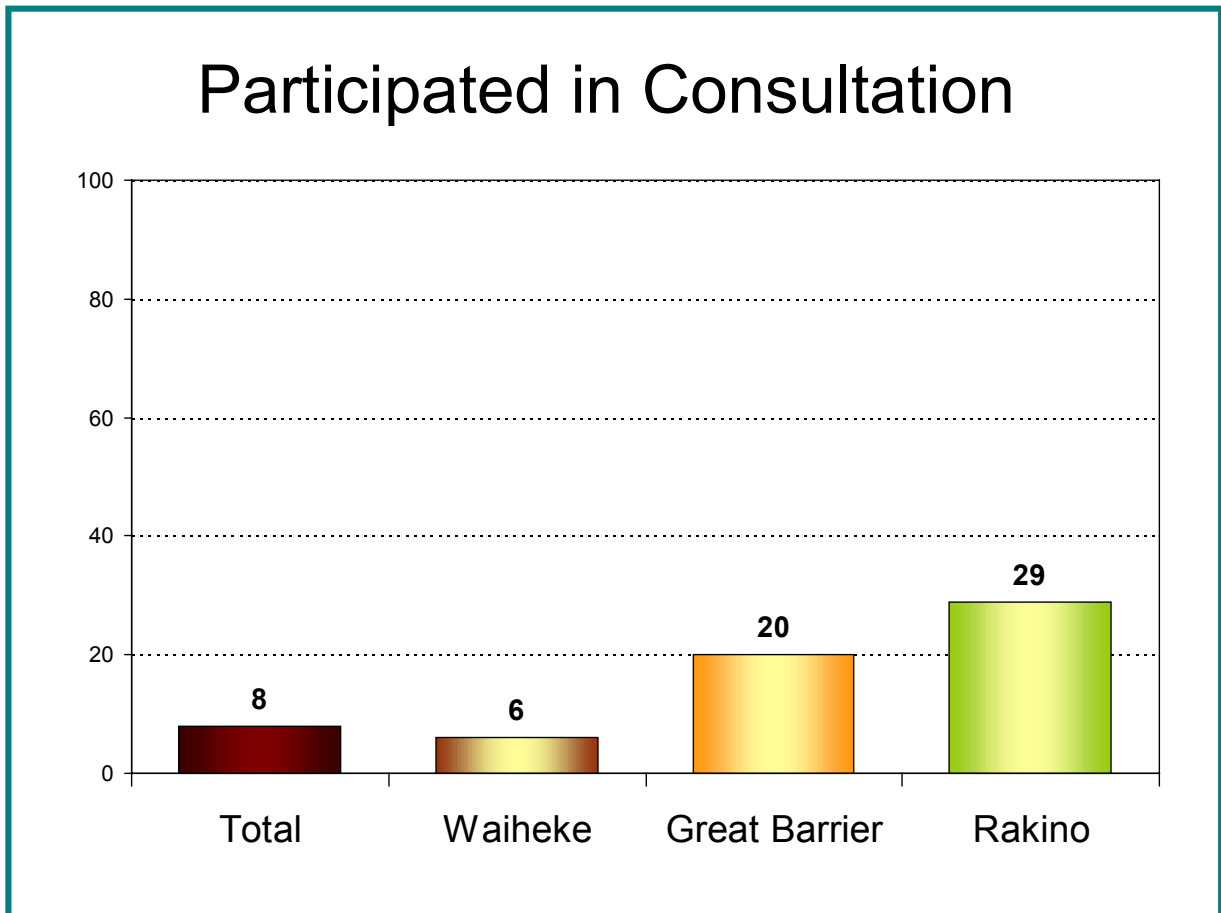
- Own or manage a business on a Gulf Island - 71% compared with 57% who do not own a business
- Waiheke on-island residents – 69% compared with 49% of Waiheke’s off-island residents
- Great Barrier Island on-island residents – 80% compared with 60% overall residents
- Work on an island – 69% compared with 30% overall
- 60-69 year olds – 70% compared with 60% overall
- Married couples without kids –66% cf. 60% overall

### **Who is not aware?**

- 30 to 39 year olds – 51% compared with 38% overall

## PARTICIPATION

*Q: As part of this review, Auckland City has conducted public consultation of various forms over the past few months to get feedback on the main issues facing the Hauraki Gulf. Have you personally participated in any of this consultation over the past few months?*



Despite the strong level of awareness of this consultation process only 8 percent of residents participated. The most significant proportion of participants were from Rakino Island (29% of the population) with the lowest proportion from Waiheke Island (6% of the Waiheke Island population).

Of those aware of the consultation, some 12 percent participated in the consultation process to some extent. The greatest proportion of participants was on-island residents, with only five percent of off-island residents participating in the submission process.

### Who participated?

- Great Barrier Island residents - 20% compared with 8% overall

### Who did not participate?

- European/Pakeha - 74% cf. 83% overall
- Off-island residents - 95% of those who do not live on an island compared with 89% of on-island residents

## REASONS FOR NOT PARTICIPATING

*Q: What was the main reason you did not participate in the consultation?*

Of the 92 percent who did not participate in the consultation nearly half claim to have not known about the consultation (40% of those who did not participate). Some three-quarters of Rakino Island residents who did not take part in the consultation did not know about it (out of 17 people total).

Of those who were aware of the consultation, having no time was the main reason not to participate (17% of respondents overall – 22% of those who were aware of the consultation process).

REASON	%	Significantly less likely to give this reason for not participating	Significantly more likely to give this reason for not participating
Didn't know about it	40%	<ul style="list-style-type: none"> <li>• Paid workers</li> <li>• 70-79 years old</li> <li>• Not in labour force</li> <li>• Waiheke on-island resident</li> </ul>	<ul style="list-style-type: none"> <li>• Off Gulf Island resident</li> <li>• 20-29 years old</li> <li>• Employer</li> <li>• Rakino resident</li> <li>• Waiheke off-island resident</li> </ul>
No time/Too busy	17%	<ul style="list-style-type: none"> <li>• Not in labour force</li> <li>• Waiheke Off-island resident</li> </ul>	<ul style="list-style-type: none"> <li>• Own/manage business</li> <li>• Live on Gulf Island</li> <li>• Paid worker</li> <li>• 30-39 years old</li> <li>• Self-employed without employees</li> <li>• Waiheke On-island resident</li> </ul>
Times/dates didn't suit	8%	<ul style="list-style-type: none"> <li>• Waiheke off-island resident</li> </ul>	<ul style="list-style-type: none"> <li>• Live on Gulf Island</li> </ul>
Don't spend a lot of time there	7%		<ul style="list-style-type: none"> <li>• 60-69 years old</li> </ul>
Not interested/don't care	5%		
Wasn't asked to take part	3%		<ul style="list-style-type: none"> <li>• Employer</li> </ul>
Out of the country	3%		
Nothing to contribute	3%		
Don't know why	2%	<ul style="list-style-type: none"> <li>• Paid workers</li> </ul>	
Too far to travel	1%	<ul style="list-style-type: none"> <li>• Live on Gulf Island</li> <li>• Visit island frequently</li> </ul>	
Family commitments	1%	<ul style="list-style-type: none"> <li>• Waiheke off-island resident</li> </ul>	
Too old	1%	<ul style="list-style-type: none"> <li>• Off Gulf Island resident</li> <li>• Waiheke off-island resident</li> </ul>	
Health reasons	1%		<ul style="list-style-type: none"> <li>• Not in labour force</li> </ul>
Other reasons (less than one percent of mentions each - (50 mentions of 12 other things in total)	5%		

## 8 SUSTAINABILITY ISSUES

### SUMMARY

There is a positive disposition towards Sustainability issues on the Gulf Islands. Residents are supportive of most issues but there is some reluctance possibly because of the potential personal cost some measures could require, such as for wind energy and for environmental prioritisation.

Great Barrier and Rakino Island residents are less supportive of environmental prioritisation than Waiheke Island residents, but are more supportive of wind energy encouragement on their respective islands. In general, however, there is a broad consensus of opinions between residents on the Sustainability issues presented in this survey.

There is a difference in attitude to Sustainability issues between on-island residents and off-island residents. Off-island residents are less inclined to support such measures as encouraging energy, water and transport efficiency unlike their on-island counterparts. This is presumably due to the extra effort or cost that may be involved with such measures for what is likely a second or holiday home or an investment/trust property.

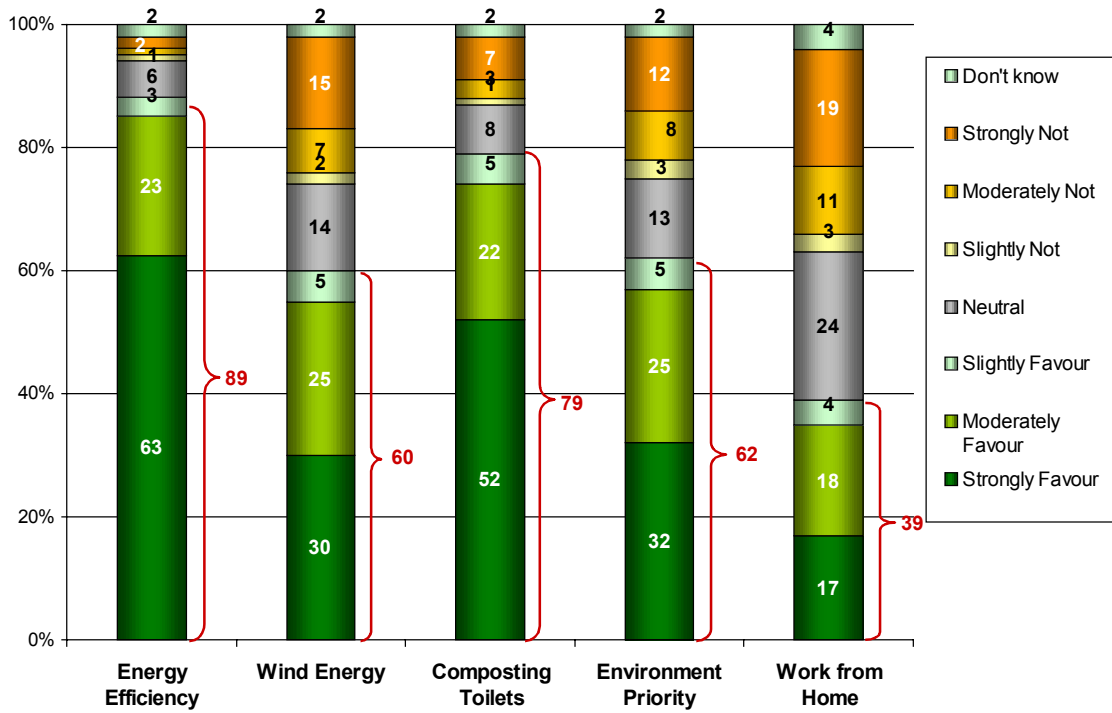
On-island residents are conclusively in favour of encouraging energy, water and transport efficiency as well as composting toilets/waste management alternatives. There is less decisiveness amongst residents overall (includes both off and on-island residents) but there is a positive feeling towards wind energy and environmental prioritisation. This affirmative feeling does vary between the inhabited Gulf Islands.

However, many residents of all the islands surveyed are not in favour of rules to encourage working from home. This is not a clear mandate for the Council to reject the concept in any way, and may be a reflection on the way this concept was expressed in the survey.

Combining all opinions, Auckland City Council is thought to have the right balance of control with regards to Sustainability.

*Q: I am going to read you some ideas that have been suggested about sustainability. For each one, please tell me whether you are IN FAVOUR or NOT IN FAVOUR of this idea, or if you are NEUTRAL. As you think about each issue I read to you, please also take into account the cost of implementing this policy and your best estimate of how this could affect you and your property...All things considered, are you IN FAVOUR of this idea, NOT IN FAVOUR, or NEUTRAL? Is that strongly, moderately or slightly?*

# Sustainability



SUSTAINABILITY	Overall N=1002	Waiheke N=885	Great Barrier N=102	Rakino N=18
Energy, water and transport efficiency should be encouraged on the island	✓	✓	✓	✓
Wind energy should be encouraged on the island	-✓	-✓	✓	✓
Composting toilet and alternative wastewater management systems should be encouraged and supported by Auckland City Council and the Auckland Regional Council	✓	✓	✓	✓
Measures to protect the environment should be given priority over development even if it means higher rates and higher consent costs.	-✓	-✓	-X	-X
There should be rules to encourage working from home	-X	-X	-X	X
<b>Overall Council control</b>	Right balance to less control	Right balance to less control	Right balance to less control	Right balance to more control



## **ENERGY, WATER AND TRANSPORT EFFICIENCY SHOULD BE ENCOURAGED ON THE ISLAND**

Residents feel strongly in favour of this idea with 89 percent saying they are in favour of energy, water and transport efficiency being encouraged on the island. Only three percent of residents are not in favour of this idea overall.

There is no strong opposition amongst sub-groups. On-island residents and workers are especially in favour overall.

### **Who is in favour?**

- Work on an island - significantly more strongly in favour (70% cf. 63% overall)
- On-island residents - significantly more people strongly in favour (69% cf. 58% who do not live on an island)
- Females - significantly more strongly in favour than males (69% versus 57% males)

### **Who is not in favour?**

- Over 80 years old - significantly less likely to be in favour overall (68% cf. 89%) [Small base n=25]

## **WIND ENERGY SHOULD BE ENCOURAGED ON THE ISLAND**

Nearly two-thirds of residents (60%) are in favour of this idea with just less than a third of people (30%) strongly in favour of encouraging wind energy for the island.

On-island residents are more in favour of this proposal than those living off-island from Waiheke.

### **Who is in favour?**

- People working on an island - significantly more in favour overall (69% cf. 61% overall)
- Participated in consultation - significantly more in favour overall (76% cf. 61% overall)
- Great Barrier island residents - significantly more in favour overall (79% cf. 61% overall)
- On-island residents - significantly more likely to strongly support (36% cf. 25% off-island residents)

### **Who is not in favour?**

- Waiheke off-island residents – significantly less likely to be in favour (54% compared with 61% overall)

## **COMPOSTING TOILETS AND ALTERNATIVE WASTEWATER MANAGEMENT SYSTEMS SHOULD BE ENCOURAGED AND SUPPORTED BY AUCKLAND CITY COUNCIL AND THE AUCKLAND REGIONAL COUNCIL**

More than three-quarters of residents (79%) are in favour of this idea with 52 percent of people feeling strongly in favour. Some 11 percent of respondents are not in favour of this proposal overall.

Infrequent visitors to the islands are more supportive of this concept while older residents and Rakino Islanders are less in favour.

#### **Who is in favour?**

- Visit a Gulf Island less than once a year (N=44) - significantly more likely to be in favour overall (93% cf. 80% overall)
- Participated in consultation - significantly more in favour overall (90% cf. 79% overall)

#### **Who is not in favour?**

- 70 to 79 years old - significantly less likely to be in favour overall (68% cf 79%)
- Rakino Island residents - significantly more likely to be not in favour overall (29% cf. 11% overall)

### **MEASURES TO PROTECT THE ENVIRONMENT SHOULD BE GIVEN PRIORITY OVER DEVELOPMENT EVEN IF IT MEANS HIGHER RATES AND HIGHER CONSENT COSTS**

Just less than two thirds of residents (62%) of the Gulf Islands are in favour of this concept with nearly a quarter (23%) not in favour overall – half of whom (12% of the total sample) are strongly not in favour.

The older residents (70 years and over) are not in favour of this proposal nor are Great Barrier Island residents.

#### **Who is in favour?**

- 20 to 29 year olds - significantly more likely to be neutral (31% cf. 13% overall)
- 70 to 79 year old - significantly more likely to be neutral (27% respectively cf. 13% overall)

#### **Who is not in favour?**

- 70 years and over - significantly less likely to be in favour overall (41% cf 62%)
- Great Barrier Island residents - significantly less likely to be strongly in favour (21% cf. 32% overall). They are significantly more likely to be strongly not in favour (22% cf. 12% overall)

### **THERE SHOULD BE RULES TO ENCOURAGE WORKING FROM HOME**

Amongst residents, more than a third (39%) are in favour of rules encouraging working from home. A slightly lower proportion of people (33%) are not in favour of having such rules. Nearly a quarter of residents are neutral on this issue (24%).

Residents living on the Gulf Islands are more in favour than residents living off the islands.

### **Who is in favour?**

- Work on an island - significantly more in favour overall (48% cf. 39% overall)
- Visit the island rarely or never - significantly more strongly in favour (26% cf. 12% overall)
- On-island residents - significantly more strongly in favour (21% cf. 13% off-island)
- Great Barrier Island residents - significantly more likely to be in favour (50% cf. 39% overall)
- Own or manage a business on an island - significantly more likely to be in favour overall (49% cf. 39% overall)
- West Waiheke Island residents (as defined in the Methodology section of this report) - significantly less likely to be strongly not in favour (14% cf. 19% overall)


### **Who is not in favour?**

- Waiheke off-island residents – significantly less likely to be in favour overall (32% compared with 39% overall)

## OVERALL CONTROL

*Q: Now thinking about achieving a higher level of SUSTAINABILITY overall, including things like energy, water, wastewater, and building, in your opinion, should Council's planning have MORE CONTROL, LESS CONTROL, or is it currently achieving THE RIGHT BALANCE in its approach to sustainability?*

### Level of Control - Sustainability



Nearly half of residents (44%) feel that Auckland City Council currently has the right balance of control in terms of Sustainability issues on the island. Slightly more people feel there should be less Council control than those who feel there should be more Council control over Sustainability issues on the Gulf Islands (22% versus 19% of residents).

People living on the Gulf Islands tend to want less control over Sustainability issues from Auckland City.

#### More control

- Palm Beach residents - 28% versus 19% overall

**Less control**

- Own/manage a business on an island - 34% cf. 22% overall
- On-island residents - 28% cf. 16% who live off-island
- Working on an island - 32% cf. 22% overall
- Great Barrier on-island residents - 44% cf. 19% overall

**Right balance?**

- Rocky Bay residents are significantly less likely to feel there is the right balance - 33% versus 44% overall

## 9 LANDSCAPE ISSUES

### SUMMARY

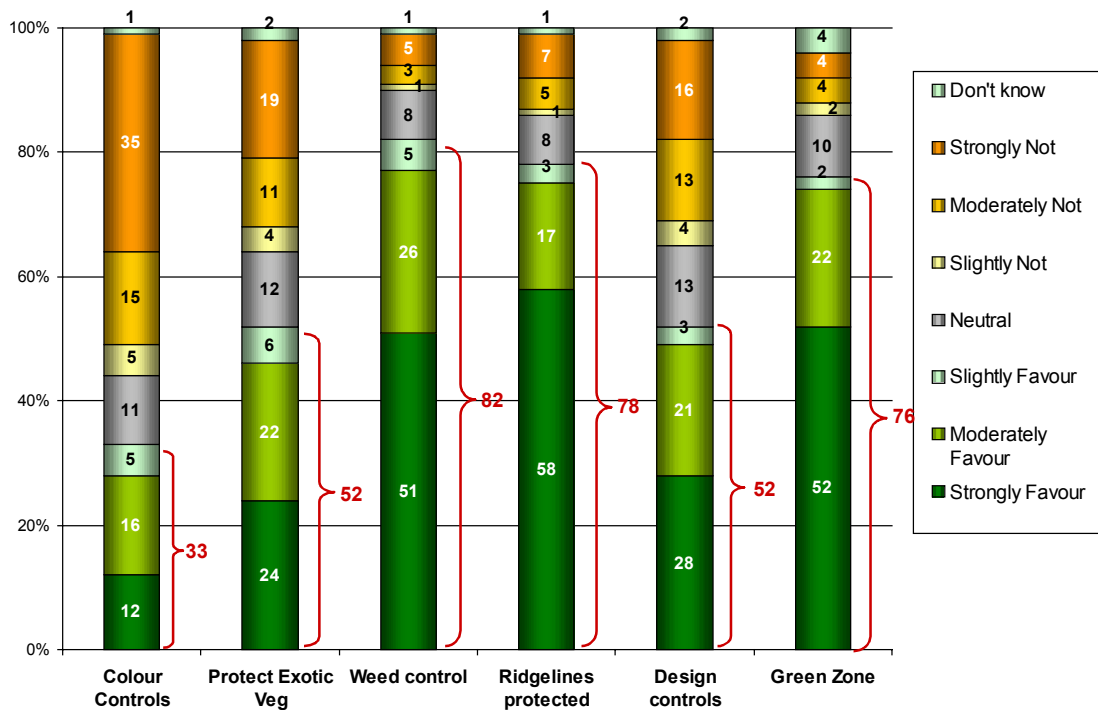
The majority of residents are in favour of weed control measures, ridgeline/view protection and the idea of a green zone buffer as discussed in the survey. Less conclusive are the issues of building design and protecting exotic vegetation. Colour control on buildings is not favoured by most residents. Again, the degree of support for or against these issues does vary between the Gulf Islands surveyed.

The Landscape issues seem clearly divided for residents - those that pertain to the natural beauty of the island and those that are constructed. Residents have supported the proposals strongly that involve the natural aspect of the islands but are less likely to be in favour of proposals regarding the man-made effects such as building design and colour.

In terms of Landscape issues on the Gulf Islands, significantly more people feel there should be less Council control, than feel there should be more Council control. Generally, however, people feel the Council has the balance about right.

*Q: I am going to read you some ideas that have been suggested about landscape issues. For each one, please tell me whether you are IN FAVOUR or NOT IN FAVOUR of this idea, or if you are NEUTRAL. As you think about each issue I read to you, please also take into account the cost of implementing this policy and your best estimate of how this could affect you and your property... All things considered, are you IN FAVOUR of this idea, NOT IN FAVOUR, or NEUTRAL? Is that strongly, moderately or slightly?*

# Landscape



LANDSCAPE	Overall N=1002	Waiheke N=885	Great Barrier N=102	Rakino N=18
Colour Controls should be placed on all buildings	✗	✗	✗	-✗
Exotic vegetation should be protected if it is over a specified height or size	-✓	-✓	-✓	✓
Weed control measures should be included as part of the conditions of subdivision and land use consents	✓	✓	✓	✓
Significant ridgelines and views of the surrounding islands and coast should be protected from development	✓	✓	✓	✓
There should be greater controls on building design and location	-✓	-✓	-✗	-✓
There should be a green zone buffer between existing villages such as between Ostend and Onetangi	✓	✓	-✗	-✓
<b>Overall Council control</b>	Right balance to less control	Right balance to less control	Less control	Right balance to less control

## **COLOUR CONTROLS SHOULD BE PLACED ON ALL BUILDINGS**

More than half of residents (56%) are not in favour of having colour controls on buildings on the Gulf Islands with nearly a third of residents (33%) being in favour of these controls. More than a third of people (35%) feel they are strongly not in favour of this idea.

Those who visit the island at least half-yearly tend to be the least supportive of this proposal as well as the 30 to 39 year olds (tend to be parents and island business owners).

### **Who is in favour?**

- No one group

### **Who is not in favour?**

- Visit the island moderate amounts (fortnightly - up to 6 monthly) - significantly less strongly in favour (5% cf. 11% overall)
- 30 to 39 year olds - significantly less likely to be strongly not in favour (23% cf. 35%)

## **EXOTIC VEGETATION SHOULD BE PROTECTED IF IT IS OVER A SPECIFIED HEIGHT OR SIZE**

Some 52 percent of island residents/owners/administrators are in favour of protecting exotic vegetation over a specified height or size. This is in contrast to the 34 percent who are not in favour of this concept at any level.

The older residents (over 80 years of age) and those not owning property are the most in favour of this idea while the males and typically more agile 60 to 69 year olds are not in favour overall.

### **Who is in favour?**

- Do not own property on-islands - significantly more in favour overall (68% cf. 52% of those who do own property)
- Over 80 year olds - significantly less likely to be not in favour overall (12% cf. 34%)

### **Who is not in favour?**

- Males - significantly more not in favour overall (40% relative to females 29%)
- 60 to 69 year olds - significantly more strongly not in favour (26% cf 19% overall)

## **WEED CONTROL MEASURES SHOULD BE INCLUDED AS PART OF THE CONDITIONS OF SUBDIVISION AND LAND USE CONSENTS**

Some 51 percent of people feel strongly in favour of weed control measures being a part of subdivision and land use. Overall, 82 percent of people are in favour overall with just nine percent not in favour of this idea.



Great Barrier Island residents are less in favour than most residents of this proposal while the 70 to 79 year olds are neutral about the subject

#### **Who is in favour?**

- 70 to 79 year olds - significantly more likely to be neutral (16% cf. 8% overall)

#### **Who is not in favour?**

- Great Barrier Island residents - significantly fewer are in favour overall (70% cf. 82% overall)

### **SIGNIFICANT RIDGELINES AND VIEWS OF THE SURROUNDING ISLANDS AND COAST SHOULD BE PROTECTED FROM DEVELOPMENT**

More than half of residents (58%) are strongly in favour of this idea. Overall, more than three quarters (78%) of people are in favour of protecting significant ridgelines and views from development with just 13 percent not in favour overall.

Females and non-property owners support this idea while males and Great Barrier Island residents do not.

#### **Who is in favour?**

- Do not own property on an island - significantly more strongly in favour overall (71% cf. 58% of those who do own property)
- Females - significantly more in favour overall (84% cf. 72% males)

#### **Who is not in favour?**

- Males - significantly more likely to be not in favour overall (17% cf. 8% females)
- Great Barrier Island residents - significantly fewer are strongly in favour (43% cf. 58% overall)

### **THERE SHOULD BE GREATER CONTROLS ON BUILDING DESIGN AND LOCATION**

Just over half of residents (52%) on the Gulf Islands are in favour of having greater controls on building design and location – more than half of whom (28% of the overall sample) feel they are strongly in favour of this. A third of residents (34%) are not in favour of this concept overall.

Frequent visitors and non-property owners want to see greater controls on building design and location while business owners/managers are not in favour nor are Great Barrier Island residents.

### **Who is in favour?**

- Do not own property on an island - significantly more in favour overall (75% cf. 52% of those who do own property)
- Females - significantly more in favour overall (58% cf. males 46%)
- Weekly visitors to the islands - significantly more strongly in favour (45% cf. 28% overall)
- Other Europeans - significantly more likely to be strongly in favour (66% cf. 52% other ethnicities overall)

### **Who is not in favour?**

- Own/manager a business on an island - significantly more likely to be not in favour overall (41% cf. 31% of those who do not own or manage a business on an island)
- Great Barrier Island residents - significantly fewer are in favour overall (36% cf. 52% overall)

## **THERE SHOULD BE A GREEN ZONE BUFFER BETWEEN EXISTING VILLAGES SUCH AS BETWEEN OSTEND AND ONETANGI**

More than three-quarters of people (76%) are in favour of having a green zone buffer between existing villages with 10 percent of people not in favour of such measures. Nearly half of those surveyed (52%) are strongly in favour of this green zone buffer.

The younger and the older age groups are not in favour of this buffer green zone nor are the infrequent visitors to the islands amongst others. Eastern Waiheke Island residents (which includes such areas as Onetangi, Orapiu, and Rocky Bay) are in favour as are non-New Zealand born Europeans.

### **Who is in favour?**

- Eastern Waiheke Island residents - significantly more strongly in favour (59% cf. 52% overall)
- Other Europeans - significantly more likely to be strongly in favour (63% cf. 52%)

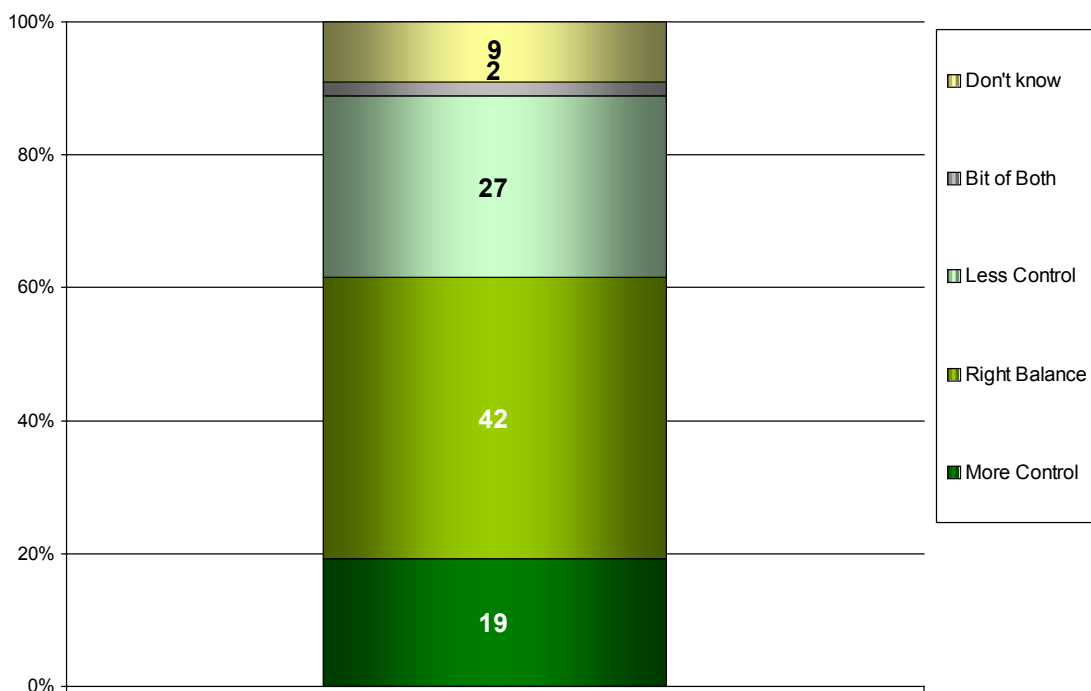
### **Who is not in favour?**

- Visit less than once year - significantly fewer are in favour overall (44% cf. 78% overall)
- NZ Maori - significantly less likely to be in favour overall (57% cf. 76%)
- 20 to 29 year olds - significantly less likely to be strongly in favour (31% cf 52%) but are significantly more likely to be neutral (27% cf 10%) and significantly less likely to be in favour overall (58% cf 76%)
- Over 80 year olds - significantly less likely to be in favour overall (56% cf 76%)
- Great Barrier Island residents - significantly fewer in favour overall (47% cf. 76% overall)
- Rakino Island residents – significantly more are not in favour overall (53% compared with 76% overall)

## OVERALL CONTROL

*Q: Thinking about all the issues that are part of managing landscape, including things like building colour and form, views, coastal development, land use and vegetation, in your opinion, should Council 's planning have MORE CONTROL, LESS CONTROL, or is it currently achieving THE RIGHT BALANCE in its approach to landscape?*

### Level of Control - Landscape



Somewhat less than half the people (42%) feel that the Council's planning is currently achieving the right balance in its approach to Landscape issues on the Gulf Islands. Just over a quarter of people (27%), however, feel the Council should have less control than they currently do while significantly fewer (19%) think the Council should have more control.

Off-island residents who visit the islands frequently feel that Council should have more control over Landscaping issues while on-island businesses and Great Barrier Island residents would like to see less Council control.

#### Less control

- Own/manage businesses on an island (35% cf. 24% of those who do not)
- Great Barrier Island residents (11% cf. 19% overall)

**More control**

- Visit an island weekly (33% cf. 20% overall)

## 10 TRANSPORT ISSUES

### SUMMARY

Transport issues create a different level of interest amongst residents than the other three topic areas covered in this survey. It is the one topic area that residents feel needs slightly more control from Council planning, whereas all other areas are thought to require slightly less control from Council Planning.

All issues discussed in this section of the survey were met positively by residents to varying degrees. None of the proposals resulted in an overall not in favour outcome - with the one exception of tighter controls on helicopters for Rakino Island residents.

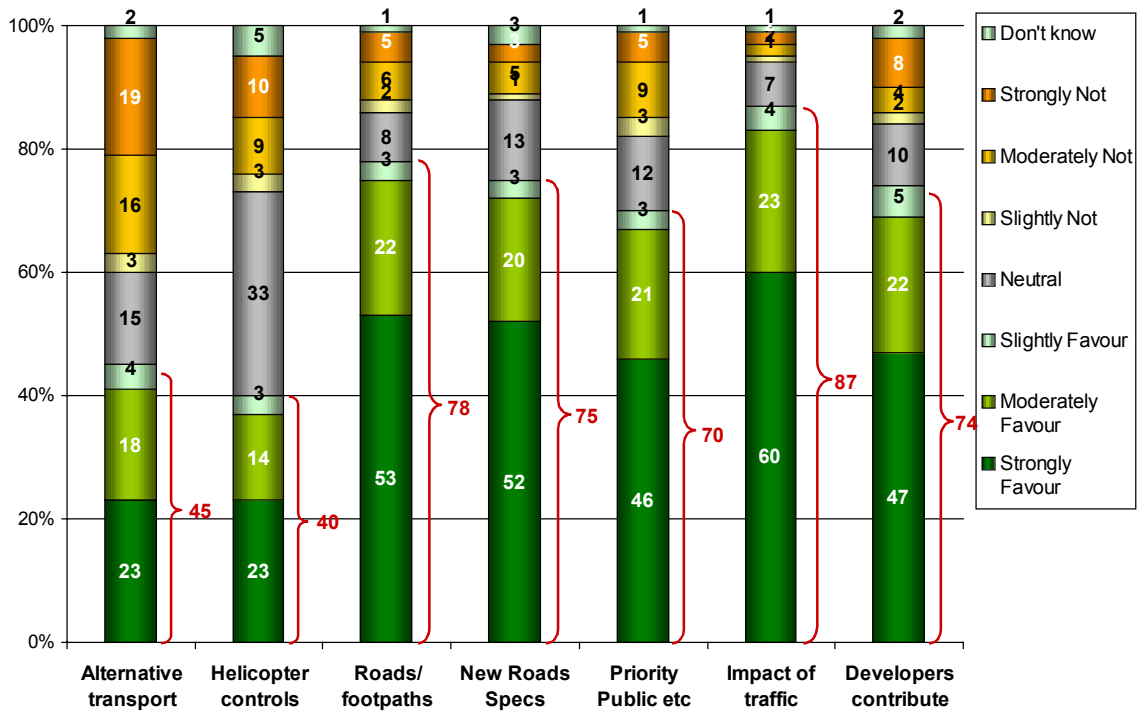
A high proportion of the traffic issues in this survey pertain mainly to Waiheke Island. Many respondents from the other islands (Rakino and Great Barrier) did not feel these questions were relevant to them and found them difficult to respond to. This has resulted in a high proportion of *neutral* ratings for residents of these islands.

Residents of Waiheke Island are decisively in favour of minimum standards for new and upgraded roads, considering traffic impacts of new developments, requiring financial contributions for significant developments and having higher specifications for new roads all as described in the survey.

Generally, businesses and residents want to see improvements in traffic, however, businesses do not want to bear the costs in terms of financial contributions and traffic impact considerations.

*Q: I am going to read you some ideas that have been suggested about transport. For each one, please tell me whether you are IN FAVOUR or NOT IN FAVOUR of this idea, or if you are NEUTRAL. As you think about each issue I read to you, please also take into account the cost of implementing this policy and your best estimate of how this could affect you and your property... All things considered, are you IN FAVOUR of this idea, NOT IN FAVOUR, or NEUTRAL? Is that strongly, moderately or slightly?*

# Transport



TRANSPORT	Overall N=1002	Waiheke N=885	Great Barrier N=102	Rakino N=18
The Council should again investigate an alternative transport route that bypasses the retail centre of Oneroa (W)	NA	-X	NA	NA
There should be tighter controls on the landing and take off of helicopters	-X	-X	-X	X
For new roads and when existing roads are upgraded, there should be minimum standards such as for road width and footpaths	✓	✓	-✓	-✓
New roads should have higher specifications to reduce maintenance needs	✓	✓	-✓	-X
Providing for public transport, walking and cycle ways should be the priority	✓	✓	-✓	-X
Traffic impacts should be considered when approving subdivisions	✓	✓	✓	-✓
Anyone doing a significant development should be required to make financial contributions to alleviate traffic effects caused by their development	✓	✓	-✓	-X
<b>Overall Council control</b>	Right balance to more control	Right balance to more control	Right balance to less control	Right balance to more control

## **THE COUNCIL SHOULD AGAIN INVESTIGATE AN ALTERNATIVE TRANSPORT ROUTE THAT BYPASSES THE RETAIL CENTRE OF ONEROA (W)**

[This question was asked of Waiheke residents only.]

More than a third of Waiheke residents (45%) are in favour of the Council investigating an alternative transport route that bypasses the retail centre of Oneroa. A significantly lower proportion of Waiheke residents (38%) are not in favour of this idea.

The older sub-groups of the population are in favour while the middle-younger groups are not in favour of this concept.

### **Who is in favour?**

- 60 to 69 year olds - significantly more in favour overall (53% cf. 45%)
- 70 to 79 year olds - significantly more in favour overall (63% cf. 45%)

### **Who is not in favour?**

- 30 to 39 year olds - significantly less strongly in favour (11% cf. 23% overall)
- 40 to 49 year olds - significantly less strongly in favour (16% cf. 23% overall)

## **THERE SHOULD BE TIGHTER CONTROLS ON THE LANDING AND TAKE OFF OF HELICOPTERS**

Nearly a third of respondents are neutral about controlling helicopters (33%) while a greater percentage of people (40%) are in favour, to some extent, on having tighter controls – 23 percentage points of which are those who are strongly in favour of these controls.

Just under a quarter of residents (23%) are not in favour of these controls overall.

The younger age-sets, island workers and Rakino residents are not in favour while 60 to 69 year olds and business managers/owners are in favour of these tighter controls.

### **Who is in favour?**

- 60 to 69 year olds - Significantly more in favour overall (47% cf. 39%)
- Own/manage an island business - significantly more strongly in favour (17% cf. 10% overall)

### **Who is not in favour?**

- Work on an island - significantly more strongly not in favour (29% cf. 23% overall)
- 20 to 29 year olds - significantly less in favour overall (19% cf. 39%)
- 30 to 39 year olds - significantly less in favour overall (26% cf. 39%)
- Rakino residents - significantly more likely to be strongly not in favour (29% cf. 10% overall)

## **FOR NEW ROADS AND WHEN EXISTING ROADS ARE UPGRADED, THERE SHOULD BE MINIMUM STANDARDS SUCH AS FOR ROAD WIDTH AND FOOTPATHS**

More than three-quarters of residents (78%) are in favour of these minimum roading standards with more than half of respondents (53%) being strongly in favour. Some 13 percent of residents are not in favour of these minimum standards overall.

The older residents and those who do not own property on the islands are in favour of this minimum standard while Great Barrier Island residents are generally not in favour.

### **Who is in favour?**

- Do not own property on-islands - significantly more strongly in favour (71% cf. 54% overall)
- 70 to 79 years olds - significantly more strongly in favour overall (93% cf 78%)

### **Who is not in favour?**

- Great Barrier Island residents - significantly less likely to be in favour overall (64% cf. 78% overall)

## **NEW ROADS SHOULD HAVE HIGHER SPECIFICATIONS TO REDUCE MAINTENANCE NEEDS**

More than half the people (52%) on the Gulf Islands are strongly in favour of these higher specifications. Some three-quarters of people (75%) overall are in favour of these higher specifications while nine percent of people are not in favour at some level.

On-island residents and workers are more in favour of these higher specifications while Rakino and Great Barrier Island residents are not generally in favour.

### **Who is in favour?**

- Own/manage a business on an island - significantly more likely to be strongly in favour (61% cf. 52% overall)
- Work on an island - significantly more likely to be in favour overall (82% cf. 76% overall)
- On-island residents - Significantly more in favour overall (81% cf. 76% overall)
- Do not own property on islands - significantly more strongly in favour (68% cf. 52% overall)
- Off-island residents - significantly more likely to be neutral (17% cf. 13% overall)

### **Who is not in favour?**

- Rakino residents - significantly less likely to be in favour overall (35% cf. 76% overall)
- Great Barrier Island residents - significantly fewer in favour overall (63% cf. 76% overall)



## **PROVIDING FOR PUBLIC TRANSPORT, WALKING AND CYCLEWAYS SHOULD BE THE PRIORITY**

More than two thirds of residents (70%) are in favour of this priority with nearly half of residents (46%) being strongly in favour. Some 17 percent of people are not in favour of this idea on the Gulf Islands at any level.

Females and West Waiheke residents (including areas like Blackpool, Matiatia, and Oneroa) are mainly in favour of this priority while males and other inhabited island residents in the Gulf are not in favour.

### **Who is in favour?**

- West Waiheke Island residents - significantly more strongly in favour (57% cf. 46% overall)
- Females - significantly more in favour overall than males (76% cf. 63% males)

### **Who is not in favour?**

- Males - significantly less in favour overall than females (22% cf. 12% females)
- Great Barrier Island residents - significantly fewer in favour overall (53% cf. 70% overall)
- Rakino Island residents – significantly fewer in favour overall (39% compared with 70% overall)

## **TRAFFIC IMPACTS SHOULD BE CONSIDERED WHEN APPROVING SUBDIVISIONS**

Well over a half of residents (60%) are strongly in favour of this consideration when Council approves subdivisions on the Gulf Islands. Some 87 percent of residents are in favour of this while six percent are not in favour to varying degrees.

Females are in favour of this proposal while the youngest and oldest age groups are not in favour nor are island workers or businesses.

### **Who is in favour?**

- Females - significantly more strongly in favour than males (66% cf. 53%)
- Great Barrier Island residents - significantly more likely to feel neutral (14% cf. 7 percent overall)
- Rakino Island residents - significantly more neutral than others (24% cf. 7% overall)

### **Who is not in favour?**

- Great Barrier Island residents - significantly less likely to be in favour overall than Waiheke Island residents (37% cf. 60% Waiheke residents)
- Own/manage a business on an island - significantly fewer are strongly in favour (52% cf. 60% overall)
- Work on an island - significantly fewer are strongly in favour (52% cf. 60% overall)
- 20 to 29 year olds - significantly less in favour overall (69% cf. 86% overall)

- Over 80 year olds - significantly less in favour overall (64% cf. 86%)

**ANYONE DOING A SIGNIFICANT DEVELOPMENT SHOULD BE REQUIRED TO MAKE FINANCIAL CONTRIBUTIONS TO ALLEVIATE TRAFFIC EFFECTS CAUSED BY THEIR DEVELOPMENT**

Nearly three-quarters of people (74%) are in favour of this requirement to some level – nearly half of people (47%) are strongly in favour of these financial contributions. Only 14 percent of respondents feel they are not in favour overall.

Various age ranges are in favour of this contribution while business owners/managers and Great Barrier Island residents are not in favour.

**Who is in favour?**

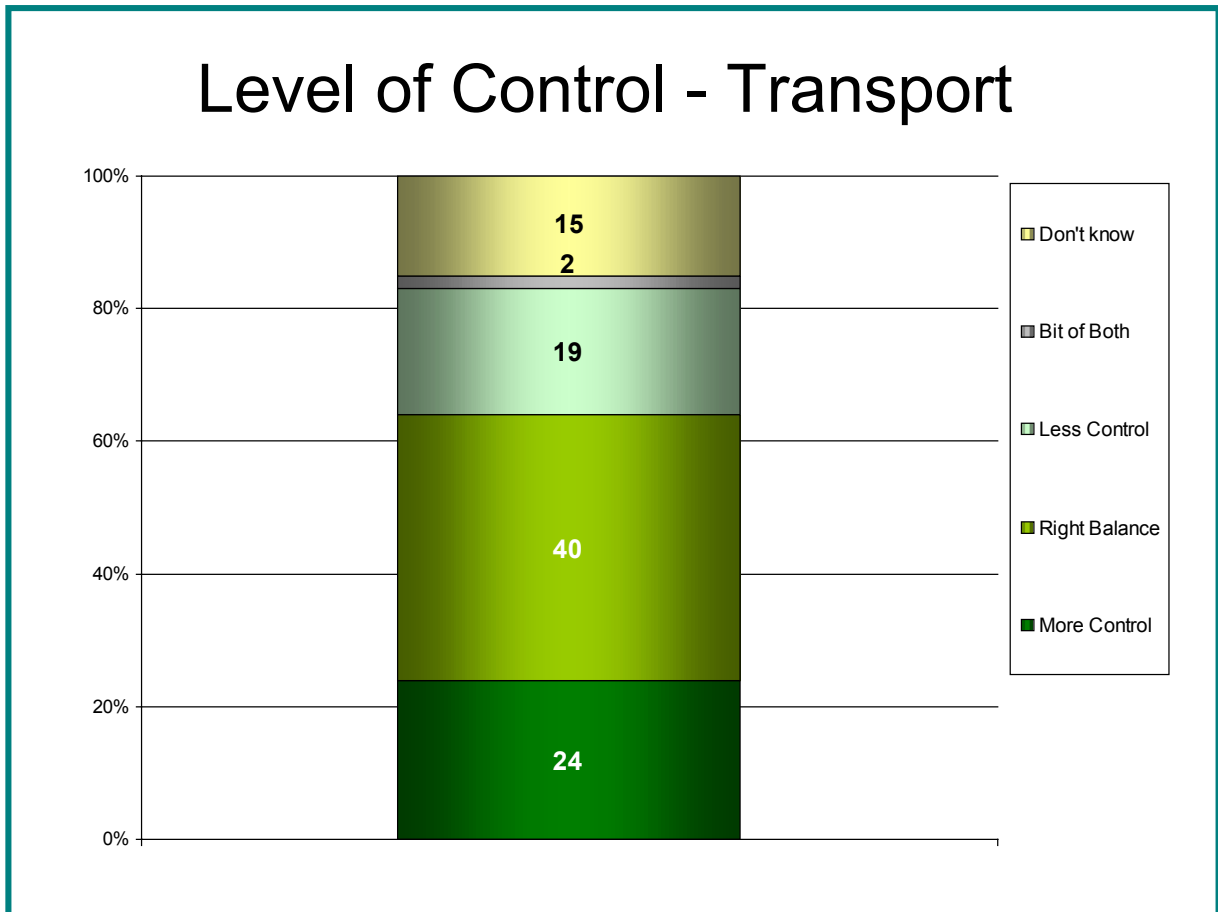
- 60 to 69 year olds - significantly more likely strongly in favour (57% cf. 47%)
- 30 to 39 year olds - significantly more likely to be neutral (17% cf. 10%)

**Who is not in favour?**

- Great Barrier Island residents - significantly fewer in favour overall than Waiheke Island residents (60% cf. 76% Waiheke residents)
- Own/manage an island business - significantly fewer are strongly in favour (39% cf. 47% overall)

## OVERALL CONTROL

*Q: Thinking about all the issues that are part of transport, including things like roading and parking, in your opinion, should Council 's planning have MORE CONTROL, LESS CONTROL, or is it currently achieving THE RIGHT BALANCE in its approach to transport?*



Four out of ten people (40%) feel the Council currently has the right balance of control with regards to its approach to Transport issues on the Gulf Islands. This is a similar level opting for the balance being about right, as on other issues, though slightly less for Transport than for other issues. However a higher proportion of people feel the Council should have more control rather than less control over this issue (24% versus 19% saying less control).

Transport is the only area where people suggest more control from Auckland City Council rather than less control. This is particularly so for Great Barrier Island residents and moderately frequent visitors to the islands. However, on-island residents and businesses as well as frequent visitors would like to see less control from Auckland City Council.

### More control

- Visit the islands moderately [fortnightly to once every six months] - significantly less likely to want less control (7% cf. 14% overall)
- Great Barrier Island residents – 11% compared with 24% overall

**Less control**

- Frequent island visitors (up to fortnightly) (21% cf. 14% overall)
- Own/manage a business on an island (27% cf. 19%)
- Work on-island (28% cf. 19% overall)
- On-island residents (25% cf. 19% overall)

**Just right**

- Great Barrier Island residents (53% cf. 38% for Waiheke Island)
- Rakino Island residents (77% cf. 38% for Waiheke Island)
- Off-island residents (46% cf. 40% overall)

## 11 FUTURE PLANNING ISSUES

### SUMMARY

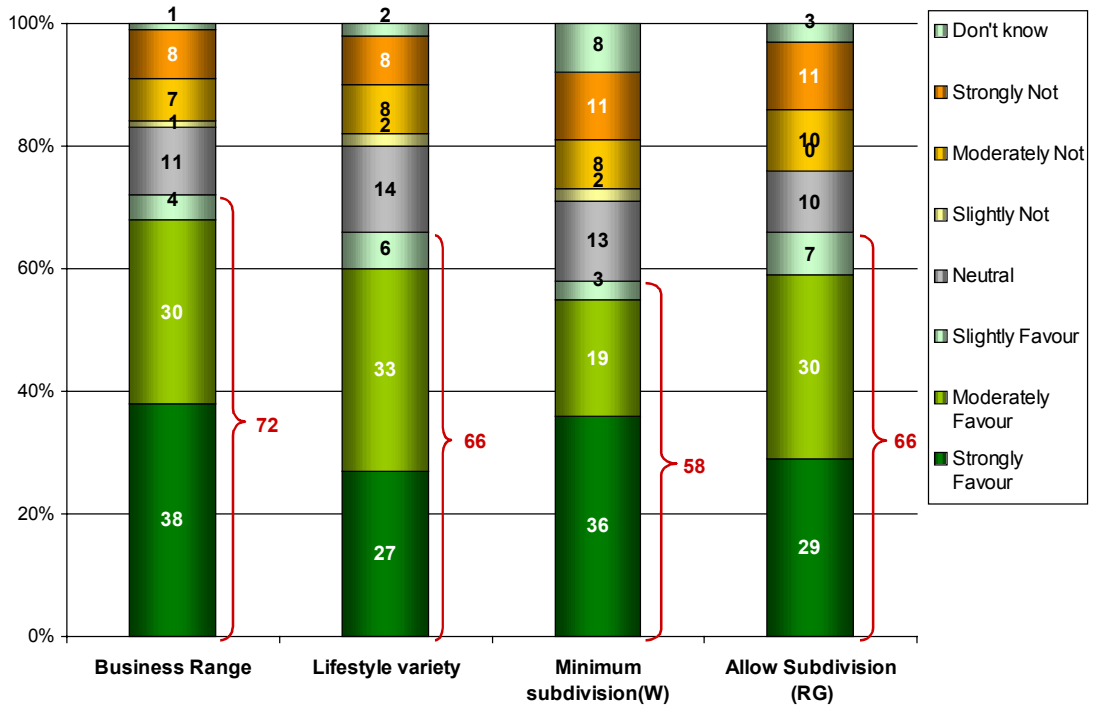
Residents have not been as decisive with Future Planning issues as with the other issues discussed in the survey. There is an inconclusive lack of support for the issues regarding village development suggesting a need for further investigation of these matters if they are to be included in the Proposed District Plan for the Hauraki Gulf Islands. Alternatively these proposals may need fuller communication.

There is decisive support for increasing the range of business activities (but not for Rakino Island residents), offering a variety of lifestyle choices and allowing subdivisions on Great Barrier Island but less resoundingly so on Rakino Island - as described in the survey. Residents also support the idea of having a minimum subdivision size on Waiheke Island, although this is only at an inconclusive level.

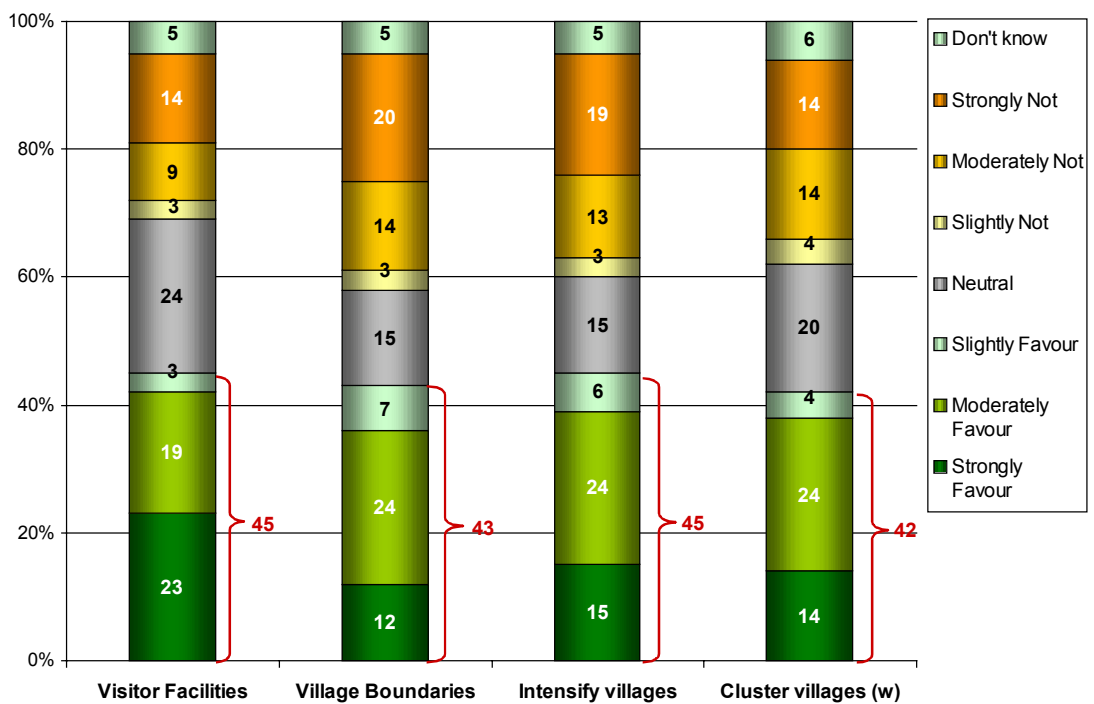
Combining all opinions, people feel the Council currently has the right balance of control on the island with regards to future planning issues.

*Q: I am going to read you some ideas that have been suggested about future planning. For each one, please tell me whether you are IN FAVOUR or NOT IN FAVOUR of this idea, or if you are NEUTRAL. As you think about each issue I read to you, please also take into account the cost of implementing this policy and your best estimate of how this could affect you and your property... All things considered, are you IN FAVOUR of this idea, NOT IN FAVOUR, or NEUTRAL? Is that strongly, moderately or slightly?*

# Future Planning



# Future Planning



FUTURE PLANNING	Overall N=1002	Waiheke N=885	Great Barrier N=102	Rakino N=18
An increased range of business activities should be encouraged to meet the needs of the island	✓	✓	✓	✗
A variety of lifestyle options for the community such as lifestyle blocks, smaller residential properties, retirement villages and nursing homes should be encouraged (W)	NA	✓	NA	NA
A minimum subdivision size of 2000m2 should be maintained for any new lots created in residential areas. Residential areas means land units 11 and 12 (W)	NA	-✓	NA	NA
Subdivision should be allowed provided there is a minimum size requirement (G R)	NA	NA	✓	-✗
Visitor facilities and their location should have stricter rules and definitions to ensure they are used as visitor accommodation and not as residential units	-✗	-✗	✗	-✗
Existing village boundaries should be expanded to provide for projected population growth	-✗	-✗	-✗	✗
Existing villages should be intensified to provide for projected population growth	-✗	-✗	-✗	-✗
Village clusters should be developed with all shops and services within 500 metres (W)	NA	-✗	NA	NA
<b>Overall Council control</b>	Right balance to less control	Right balance to less control	Right balance to less control	Right balance to less control

## AN INCREASED RANGE OF BUSINESS ACTIVITIES SHOULD BE ENCOURAGED TO MEET THE NEEDS OF THE ISLAND

Nearly three-quarters of residents (72%) are in favour of an increased range of business activities being encouraged to meet the needs of the islands – 38 percent of respondents are strongly in favour of this concept - more than half of those in favour overall.

Some 16 percent of residents are not in favour of this proposal.

People who work, own a business or live on most Gulf Islands (not including Rakino Island) are in favour of this proposal while those living off-island tend not to be in favour.

### Who is in favour?

- Great Barrier Island residents - significantly more likely to be in favour overall (84% cf. 72% overall)
- Own/manage a business on an island - significantly more likely to be strongly in favour (48% cf. 35% of those who do not)

- Work on an island - significantly more likely to be in favour overall (80% cf. 72% overall)
- Participated in the consultation - significantly more likely to be strongly in favour (52% cf. 38% overall)
- 40 to 49 year olds - significantly more likely in favour overall (78% cf. 72%)
- On-island residents - significantly more likely to be in favour overall (78% cf. 66% of those who do not)

#### **Who is not in favour?**

- Rakino Island residents - significantly less likely to be in favour overall (29% versus 72% overall)
- 50 to 59 year olds - significantly more likely to be strongly not in favour (11% cf 8%)
- Off-island residents - significantly more likely to be not in favour overall (20% cf. 11% of on-island residents)

### **A VARIETY OF LIFESTYLE OPTIONS FOR THE COMMUNITY SUCH AS LIFESTYLE BLOCKS, SMALLER RESIDENTIAL PROPERTIES, RETIREMENT VILLAGES AND NURSING HOMES SHOULD BE ENCOURAGED (W)**

[This question was asked of Waiheke residents only.]

Amongst Waiheke residents, just less than two-thirds of respondents (66%) are in favour of encouraging a variety of lifestyle options on the island while 18 percent are not in favour overall.

No one group is less agreeable to this concept but those who work on an island are significantly more supportive.

#### **Who is in favour?**

- Work on an island - significantly more likely to be strongly in favour (35% cf. 27% overall)
- 30 to 39 year olds are significantly more neutral (22% cf 14%)

#### **Who is not in favour?**

- No one group

### **A MINIMUM SUBDIVISION SIZE OF 2000M<sup>2</sup> SHOULD BE MAINTAINED FOR ANY NEW LOTS CREATED IN RESIDENTIAL AREAS**

Residential Areas Means Land Units 11 And 12 (W)

[This question was asked of Waiheke residents only.]

Amongst Waiheke residents only, slightly more than half of residents (58%) are in favour of a minimum subdivision size of 2000m<sup>2</sup> for new lots in residential areas. Nearly a quarter of residents (21%) are not in favour with 11 percent of Waiheke residents being strongly not in favour of this minimum subdivision size.



Males are the only group of individuals who are not in favour of this proposal.

#### **Who is in favour?**

- Do not own property on an island - significantly more likely to be neutral (27% cf. 12% of those who do own property)

#### **Who is not in favour?**

- Males - significantly more likely to not be in favour overall (26% cf. 16% females)

### **SUBDIVISION SHOULD BE ALLOWED PROVIDED THERE IS A MINIMUM SIZE REQUIREMENT (G, R)**

[This question was asked of Great Barrier and Rakino Island residents only.]

Amongst Great Barrier and Rakino Island residents, Nearly two thirds of residents (66%) are in favour of having subdivisions with a minimum size requirement while just under a quarter of these residents (21%) are not in favour overall.

(There are no significant differences amongst the subgroups in this issue.)

### **VISITOR FACILITIES AND THEIR LOCATION SHOULD HAVE STRICTER RULES AND DEFINITIONS TO ENSURE THEY ARE USED AS VISITOR ACCOMMODATION AND NOT AS RESIDENTIAL UNITS**

Less than half of Gulf Island residents are in favour (45%) of this concept with just over a quarter (25%) not in favour of these stricter rules and definitions. More than half of those people not in favour (14%) are strongly not in favour of this concept.

Residents who run a business as well as Great Barrier Island residents are not in favour while Maori and consultation participants are in favour.

#### **Who is in favour?**

- Participated in the consultation - significantly more likely to be strongly in favour (36% cf. 23% overall)
- Maori - significantly more likely to be in favour overall (69% cf. 46%) [Maori N=42]

#### **Who is not in favour?**

- Great Barrier Island residents - significantly less likely to be in favour (32% cf. 46% overall)
- Own/manage businesses on an Island - significantly more likely to be strongly not in favour (19% cf. 12% of those who do not)
- Other Europeans - significantly less likely to be in favour overall (32% cf. 46%)

## **EXISTING VILLAGE BOUNDARIES SHOULD BE EXPANDED TO PROVIDE FOR PROJECTED POPULATION GROWTH**

Less than half of respondents (43%) are in favour of expanding village boundaries as suggested with more than a third of residents (37%) not in favour overall – more than 20 percent of all respondents are strongly not in favour of this proposal.

Maori and consultation participants are in favour while Rakino Island residents are not in favour of this concept.

### **Who is in favour?**

- Participated in the consultation - significantly more likely to be strongly in favour (20% cf. 12% overall)
- Maori - significantly more likely to be strongly in favour (32% cf 14%) [Maori N=42]
- Great Barrier Island residents – significantly more feel neutral (23% cf. 15% overall)

### **Who is not in favour?**

- Rakino Island residents - significantly less likely to be in favour overall (18% cf. 43% overall)

## **EXISTING VILLAGES SHOULD BE INTENSIFIED TO PROVIDE FOR PROJECTED POPULATION GROWTH**

Under half of the survey's respondents (45%) are in favour of intensifying existing villages for population growth. However, more than a third of people (35%) are not in favour of this proposal.

Maori residents are in favour of this proposal while Rakino Island residents are not in favour.

### **Who is in favour?**

- Maori - significantly more likely to be strongly in favour (29% cf. 15% overall) [Maori N=42]

### **Who is not in favour?**

- Rakino Island residents - significantly fewer say they are in favour overall (18% cf. 46% overall)

## **VILLAGE CLUSTERS SHOULD BE DEVELOPED WITH ALL SHOPS AND SERVICES WITHIN 500 METRES (W)**

[This question was asked of Waiheke residents only.]

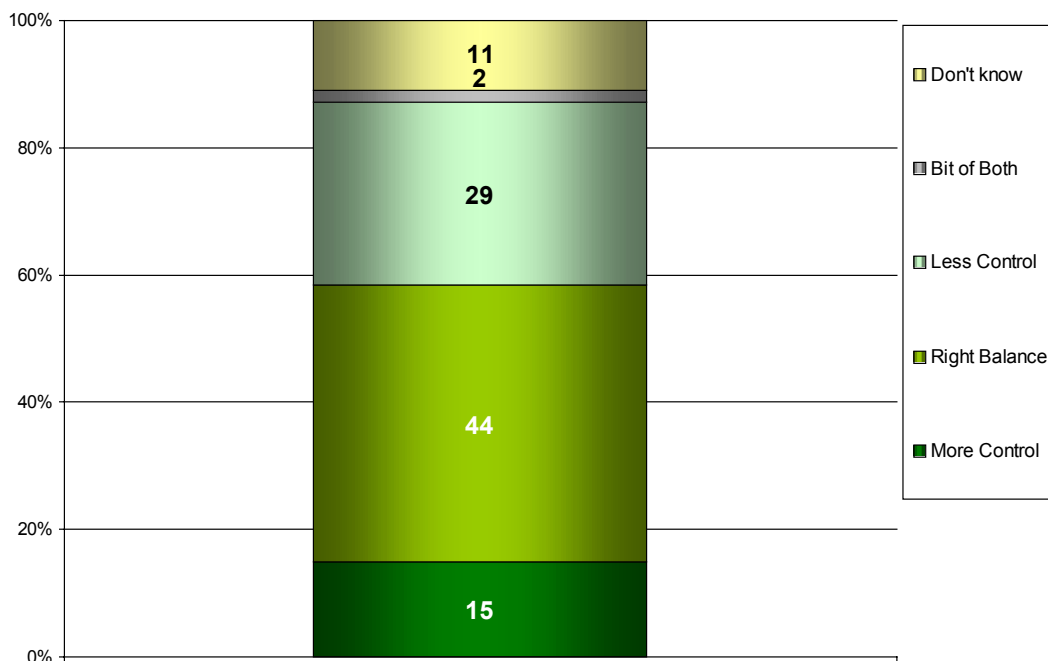
Amongst Waiheke residents, some 42 percent are in favour of developing village clusters, as suggested, with a further 32 percent of residents not in favour of this idea.

(There are no significant differences amongst the subgroups on this issue.)

## OVERALL CONTROL

*Q: Thinking about all the issues that are part of FUTURE PLANNING, including things like lifestyle choice, subdivision, and levels and types of business activity, in your opinion, should Council 's planning have MORE CONTROL, LESS CONTROL, or is it currently achieving THE RIGHT BALANCE in its approach to future planning?*

### Level of Control - Future Planning



Many residents of the Gulf Islands feel that Auckland City Council planning is currently achieving the right balance in its approach to Future Planning (44%). More than a quarter of residents (28%) feel the Council should have less control than it currently has.

People who work, run a business or live on an island would like less control while those who do not own property would like to see more control for Auckland City Council planning

#### Less control

- Great Barrier Island residents - (significantly fewer feel Auckland City should have more control) - 6% cf. 15% overall
- Own/manage a business on an island - 37% cf. 26% of those who do not
- Work on an island - 38% cf. 28% overall
- On-island residents - 35% cf. 22% live off-island
- Participated in the consultation - 44% cf. 28% overall

**More control**

- Do not own property on an island - 25% versus 14% of those who do own property

## 12 OTHER COMMENTS

### SUMMARY

A number of suggestions were made for Council to consider with regards to reviewing the Hauraki Gulf Island District Plan.

A quarter of residents (25%) have nothing to add to the ideas provided by the Council in this survey. A significantly lower proportion of whom are from Great Barrier Island (16 percent compared with 25 percent overall).

The single most mentioned issues were on restrictions to on-island development (16%) and environmental issues (13%).

*Q: What other planning issues, if any, would you like Council to take into account in reviewing the Hauraki Gulf Islands District Plan?*

	%	Significantly Higher Proportion of Mentions	Significantly Lower Proportion of Mentions
Nothing	25		Great Barrier Island, Consulted, Employers
Restrict development on-island	16		
Environmental issues	13		Males
Parking issues	11		Rarely visit
Need to maintain uniqueness	10		Work on- island
Better public facilities	10	Do not own property	
Better roading	10		
Transport on the island	9	Great Barrier Island	
Auckland City involvement	7		
Transport to the islands	7		
Sewage issues	5	West Waiheke	Great Barrier Island
Less restrictions on development	5	Own business/Work on-island	
Road safety issues	5		Males
Pollution concerns	4		
Need for/more footpaths	4		
RMA/Resource consents	3	Employers	
Look at alternatives	3	Other Europeans	
Building consents	3		
Don't know	2		
Improve tourism	2		
Wastewater management	2		
Planning consent	2		
Restrictions on felling tress	2		
Water supply issues	2		
Noise control	2		
Improve rubbish collection	2		
Rating issues	2		
Rule/law enforcement	2		
Misc	1		
Changes to infrastructure	1	Paid employees	
No problems/everything fine	1		
Auckland City on right track	1		
All other mentioned at less than 1% (includes 50 mentions of 11 items)	5		

## 13 SAMPLE DESCRIPTION

The people surveyed describe themselves with the following responses to the classification and demographic questions.

<b>Island live/own property on</b>	<b>%</b>
Waiheke	88
Great Barrier	10
Rakino	2
Other	-
More than one island	-
<b>TOTAL</b>	<b>100</b>
<b>Where they live</b>	<b>%</b>
On-island	50
Off-island	50
<b>TOTAL</b>	<b>100</b>
<b>Visitation frequency to Island</b>	<b>%</b>
Never	1
Less than once a year	2
About once a year	4
About once every 6 months	2
About once every 3-5 months	12
About every 2 weeks	14
Weekly	4
More than once a week	0.4
Other	11
Live on-island	50
<b>TOTAL</b>	<b>100</b>
<b>Where on Island</b>	<b>%</b>
Oneroa	21
Onetangi	21
Rocky Bay	10
Palm Beach	9
Surfdale	7
Ostend	6
Blackpool	5
Tryphena	5
Orapiu	2
Hekerua Bay	2
Medland/Medland Beach/Valley	1
Sandy Bay	1
Awaawaroa Bay/Valley	1
Matiatia	1
Kennedy Point	1
Claris	1
Plus individuals from 22 other island locations	6
<b>TOTAL</b>	<b>100</b>

<b>Work on-island</b>	<b>%</b>	
Yes	25	
No	73	
Sometimes	2	
<b>TOTAL</b>	<b>100</b>	
<b>Perspective</b>	<b>%</b>	
Personal account	78	
Both personal and business	18	
Business account	4	
<b>Total</b>	<b>100</b>	
<b>Ethnic Group</b>	<b>%</b>	
NZ European/Pakeha	83	
Other European	9	
NZ Maori	4	
New Zealander/ Kiwi	4	
Pacific Island	1	
Indian	0.1	
Asian	1	
Other	0	
Refused	2	
<b>TOTAL (multiple mentions)</b>	<b>100</b>	
<b>Age Ranges</b>	<b>%</b>	
15-19 years	1	
20 -29 years	3	
30-39 years	11	
40-49 years	25	
50-59 years	31	
60-69 years	20	Significantly less Great Barrier Island
70-79 years	6	
80 years and over	2	
Refused	1	
<b>Total</b>	<b>100</b>	
<b>Gender</b>	<b>%</b>	
Male	50	
Female	50	
<b>Total</b>	<b>100</b>	
<b>Household Situation</b>	<b>%</b>	
Couple or married no children	42	Significantly less Great Barrier Island
Have children under 15 - youngest is 5+	16	
Single/Living alone	14	Significantly more Great Barrier Island
Have children at home - youngest is 15+	14	Significantly less Great Barrier Island
Have children under 5	8	
Single living with others	4	
Other	2	
<b>Total</b>	<b>100</b>	
<b>Employment</b>	<b>%</b>	
Paid employee	33	
Self-employed without employees	25	
Not in the labour force	16	
Self-employed with employees	14	
Employer	4	
Unpaid family worker	3	

Other not employed	2
Unemployed and actively seeking work	1
Other employed	1
Student	1
<b>Total</b>	<b>100</b>
<b>Classification</b>	<b>%</b>
Off-island Property Owner	50
On-island Resident	31
On-island Business	19
<b>TOTAL</b>	<b>100%</b>



## **APPENDIX - QUESTIONNAIRE**

## Hauraki Gulf Islands District Plan Questionnaire

- 1a) Hello, I'm ..... from PHOENIX Research. We are looking for your help with our research for Auckland City Council on some important decisions that need to be made about the future of the islands in the Hauraki Gulf. We are talking to people who currently live on a Gulf Island and/or own property there.

This survey will take about 18 minutes, depending on how much you have to say.

*If an on-island resident:*

I need to speak to one person in your household randomly chosen from those aged 15 years or over. Could I please speak to the person who had their birthday most recently?

*If a business or landowner:*

I need to talk to the person who is the one most involved with the ownership of the property or business. Is that you or someone else in your household?

*If relevant person is not there please make another time to call*

**Stress:**

PHOENIX Research is a market and social research company, we are in no way associated with sales of any kind.

Do you, or does anyone at this address own or manage a business on a Gulf island?

1. Yes
2. No
3. \*\*Refused\*\*

Do you live on a Gulf island?

1. Yes
2. No
3. \*\*Refused\*\*

Do you, or does anyone at this address own or co-own any property on a Gulf island?

1. Yes
2. No
3. \*\*Refused\*\*

For quality control and training purposes, some of my calls may be monitored by my supervisor.

All your answers are completely confidential and anonymous. They are combined into overall statistics for all households and businesses.

*Check for exclusions:*

Do you or does anyone in your household work in any of the following areas? *Read:*

1. Market research
2. Any city or regional council
3. Department of Conservation

*If any of these, thank and close - otherwise continue:*

1. First I need to check: have you done a survey on this topic in the last few weeks?

1. Yes ] *Thank and close*
  2. No
  3. Don't know
  4. \*\*Yes, am doing survey again about different island\*\*
-

Q2A. Code gender

1. Male
  2. Female
- 

2. Which Gulf Island or islands do you live on or own property on?  
*Code all mentioned:*

1. Waiheke
  2. Great Barrier
  3. Rakino
  4. Ponui
  5. Pakatoa
  6. Rotoroa
  7. Other (*specify*)
  8. Auckland City mainland ] *If only this - thank and close*
- 

*If more than one island:*

3. Which of these islands would you like to speak about today? If you wish to talk about more than one we can do that after this first island - I need to do one island at a time.

*Write in island chosen:* \_\_\_\_\_

---

- 4a) Do you live on .... [island chosen] or live somewhere else?

1. Yes, I live on this island *Go to Q6*
2. No, somewhere else

- 4b) Where do you live?

1. Waiheke
  2. Great Barrier
  3. Rakino
  4. Other gulf island
  5. Auckland City mainland
  6. Auckland region mainland
  7. Somewhere else in New Zealand
  8. Overseas
  9. Other (*specify*)
- 

5. About how often do you visit ....[chosen island]? *Read:*

1. Never
  2. Less than once a year
  3. About once a year
  4. About once every 6 months
  6. About once every 3 to 5 months
  7. About every 2 weeks
  8. Weekly
  9. More than once a week
  10. **\*\*Other\*\*** (*do not read*)
-

6. Where on .... [chosen island] do you live or own property?  
*Code all mentions: [put in alphabetical order for CATI by island - Waiheke and Great Barrier only]*

*WAIHEKE ISLAND*

1. Oneroa
2. Onetangi
3. Surfdale
4. Blackpool
5. Palm Beach
6. Matiatia
7. Kennedy Point
8. Rocky Bay
9. Orapu
10. Stony Batter
11. Ostend
12. Hekerua Bay
13. Other (*specify*)

*GREAT BARRIER ISLAND*

14. Okupu
15. Okiwi
16. Port Fitzroy
17. Claris
18. Tryphena
19. Whangaparapara
20. Other (*specify*)

[RAKINO DOES NOT GET ASKED THIS QUESTION]

---

7. Do you currently do paid work on ..... [chosen island]?

1. Yes
  2. No
  3. Sometimes
- 

8. Now I would like to talk about the Hauraki Gulf Islands District Plan. This is a document that Auckland City Council produces setting out the policies and strategies for managing the natural and physical resources of the Hauraki Gulf Islands. The Hauraki Gulf Islands District Plan brings together all the resource management issues facing the 65 main islands of the Gulf.

Auckland City is currently going through a review process before the plan is notified for public submission in August 2006. Before I mentioned it just now, did you know that Auckland City is currently reviewing the Hauraki Gulf Islands District Plan?

1. Yes
  2. No
  3. Don't know
- 

9. As part of this review, Auckland City has conducted public consultation of various forms over the past few months to get feedback on the main issues facing the Hauraki Gulf. Have you personally participated in any of this consultation over the past few months?

1. Yes – *skip to Q11*
  2. No
  3. Don't know
-

10. What was the main reason you did not participate in the consultation?  
*Do not read - code one only*

1. Not interested/don't care
  2. Times/dates didn't suit
  3. Events didn't sound interesting
  4. No time/too busy
  5. Don't like consultation
  6. Council should make decisions
  7. Don't trust the council
  8. Waste of time
  9. Other (*specify*)
  10. Don't know why I did not participate
  11. Didn't know about it
  12. Didn't like the form of consultation offered
- 

11. Now I am going to ask your opinions about some specific aspects of policies and strategies for the Hauraki Gulf Islands. Please bear in mind that the full review is very wide-ranging and the issues I am going to cover with you are only some of those that have been identified by the community during recent consultation work.

*[Our computer administration of this survey randomises the order in which the following four sections are covered for each respondent, and also the order in which each of the topics within each section are covered.]*

---

## **SUSTAINABILITY**

A. This first group of questions are about SUSTAINABILITY.

*If needed the following could assist in explaining the topic:*

*The purpose of the Resource Management Act is to promote the sustainable management of natural and physical resources.*

*"Sustainable management" means managing the use, development, and protection of natural and physical resources in a way, or at a rate, which enables people and communities to provide for their social, economic, and cultural wellbeing and for their health and safety. Sustainable development is:*

*"development that meets the needs of the present without compromising the ability of future generations to meet their own needs"*

I am going to read you some ideas that have been suggested about sustainability. For each one, please tell me whether you are IN FAVOUR or NOT IN FAVOUR of this idea, or if you are NEUTRAL. As you think about each issue I read to you, please also take into account the cost of implementing this policy and your best estimate of how this could affect you and your property.

- Energy, water and transport efficiency should be encouraged on the island.

All things considered, are you IN FAVOUR of this idea, NOT IN FAVOUR, or NEUTRAL?  
Is that strongly, moderately or slightly?

1. Strongly in favour
2. Moderately in favour
3. Slightly in favour
4. Neutral
5. Slightly not in favour
6. Moderately not in favour
7. Strongly not in favour
8. Don't know

*Repeat for other issues below:*

- Wind energy should be encouraged on the island
  - Composting toilets and alternative wastewater management systems should be encouraged and supported by Auckland City Council and the Auckland Regional Council.
  - Measures to protect the environment should be given priority over development even if it means higher rates and higher consent costs.
  - There should be rules to encourage working from home.
- B. Now thinking about achieving a higher level of SUSTAINABILITY overall, including things like energy, water, wastewater, and building, in your opinion, should Council's planning have MORE CONTROL, LESS CONTROL, or is it currently achieving THE RIGHT BALANCE in its approach to sustainability?
1. More control
  2. Less control
  3. The right balance
  4. Too much control in some ways; not enough control in others (DO NOT READ OUT)
  5. Don't know (DO NOT READ OUT)
- 

## **LANDSCAPE**

- A. The next group of questions are about the LANDSCAPE.

I am going to read you some ideas that have been suggested about landscape issues. For each one, please tell me whether you are IN FAVOUR or NOT IN FAVOUR of this idea, or if you are NEUTRAL. As you think about each issue I read to you, please also take into account the cost of implementing this policy and your best estimate of how this could affect you and/or your property.

First: Colour controls should be placed on all buildings.

All things considered, are you IN FAVOUR of this idea, NOT IN FAVOUR, or NEUTRAL? Is that strongly, moderately or slightly?

1. Strongly in favour
2. Moderately in favour
3. Slightly in favour
4. Neutral
5. Slightly not in favour
6. Moderately not in favour
7. Strongly not in favour
8. Don't know

*Repeat for other items below*

- Exotic vegetation should be protected if it is over a specified height or size
- Weed control measures should be included as part of the conditions of subdivision and land use consents
- Significant ridgelines and views of the surrounding islands and coast should be protected from development
- There should be greater controls on building design and location
- There should be a green zone buffer between existing villages such as between Ostend and Onetangi

- B. Thinking about all the issues that are part of managing landscape, including things like building colour and form, views, coastal development, land use and vegetation, in your opinion, should Council's planning have MORE CONTROL, LESS CONTROL, or is it currently achieving THE RIGHT BALANCE in its approach to landscape?

1. More control
  2. Less control
  3. The right balance
  4. Too much control in some ways; not enough control in others (DO NOT READ OUT)
  5. Don't know (DO NOT READ OUT)
- 

## TRANSPORT

- A. The next group of questions are about TRANSPORT on the island.

I am going to read you some ideas that have been suggested about transport. For each one, please tell me whether you are IN FAVOUR or NOT IN FAVOUR of this idea, or if you are NEUTRAL. As you think about each issue I read to you, please also take into account the cost of implementing this policy and your best estimate of how this could affect you and your property.

First: The Council should again investigate an alternative transport route that bypasses the retail centre of Oneroa (W)

All things considered, are you IN FAVOUR of this idea, NOT IN FAVOUR, or NEUTRAL? Is that strongly, moderately or slightly?

1. Strongly in favour
2. Moderately in favour
3. Slightly in favour
4. Neutral
5. Slightly not in favour
6. Moderately not in favour
7. Strongly not in favour
8. Don't know

*Repeat for other items below*

- There should be tighter controls on the landing and take off of helicopters
- For new roads and when existing roads are upgraded, there should be minimum standards such as for road width and footpaths
- New roads should have higher specifications to reduce maintenance needs.
- Providing for public transport, walking and cycleways should be the priority.
- Traffic impacts should be considered when approving subdivisions
- Anyone doing a significant development should be required to make financial contributions to alleviate traffic effects caused by their development

- B. Thinking about all the issues that are part of transport, including things like roading and parking, in your opinion, should Council's planning have MORE CONTROL, LESS CONTROL, or is it currently achieving THE RIGHT BALANCE in its approach to transport?

1. More control
  2. Less control
  3. The right balance
  4. Too much control in some ways; not enough control in others (DO NOT READ OUT)
  5. Don't know (DO NOT READ OUT)
-

## FUTURE PLANNING

A. The next group of questions are about aspects of PLANNING FOR THE FUTURE of the island.

I am going to read you some ideas that have been suggested about future planning. For each one, please tell me whether you are IN FAVOUR or NOT IN FAVOUR of this idea, or if you are NEUTRAL. As you think about each issue I read to you, please also take into account the cost of implementing this policy and your best estimate of how this could affect you and/or your property.

First: An increased range of business activities should be encouraged to meet the needs of the island.

All things considered, are you IN FAVOUR of this idea, NOT IN FAVOUR, or NEUTRAL? Is that strongly, moderately or slightly?

1. Strongly in favour
2. Moderately in favour
3. Slightly in favour
4. Neutral
5. Slightly not in favour
6. Moderately not in favour
7. Strongly not in favour
8. Don't know

*Repeat for other items below*

- A variety of lifestyle options for the community such as lifestyle blocks, smaller residential properties, retirement villages and nursing homes should be encouraged (W)
- A minimum subdivision size of 2000m<sup>2</sup> should be maintained for any new lots created in residential areas. Residential areas means land units 11 and 12 (W)
- Subdivision should be allowed provided there is a minimum size requirement (G, R)
- Visitor facilities and their location should have stricter rules and definitions to ensure they are used as visitor accommodation and not as residential units.
- Existing village boundaries should be expanded to provide for projected population growth
- Existing villages should be intensified to provide for projected population growth
- Village clusters should be developed with all shops and services within 500 metres (W)

B. Thinking about all the issues that are part of FUTURE PLANNING, including things like lifestyle choice, subdivision, and levels and types of business activity, in your opinion, should Council's planning have MORE CONTROL, LESS CONTROL, or is it currently achieving THE RIGHT BALANCE in its approach to future planning?

1. More control
2. Less control
3. The right balance
4. Too much control in some ways; not enough control in others (DO NOT READ OUT)
5. Don't know (DO NOT READ OUT)

---

12. Thank you for your opinions. What other planning issues, if any, would you like Council to take into account in reviewing the Hauraki Gulf Islands District Plan?

*Probe fully*

*Explain if need to cut short:* You have given me a lot of details on these points, and thank you for that. If you would like to provide your views directly to Council, you are most welcome to call or write to Michelle Hewitt or Karen Bell at Auckland City Council (379 2020) or email Michelle. (Give email address if asked for: [michelle.hewitt@aucklandcity.govt.nz](mailto:michelle.hewitt@aucklandcity.govt.nz))

---



13. And finally just a few questions for our statistics.....

*Check Q? - if work on the island continue - otherwise go to Q14:*

Are the opinions you have given us more from a personal resident's perspective or a commercial business perspective? Please choose one so we can analyse results appropriately.

1. Personal/residential
  2. Commercial/business
  3. Both (DO NOT READ)
- 

## DEMOGRAPHICS/STATISTICS

14) Which ethnic group or groups do you belong to?

1. NZ European/pakeha
  2. Other European
  3. New Zealand Maori
  4. Pacific Island
  5. Indian
  6. Asian
  7. Other (*specify*)
  8. Refused
- 

15. And which of these age ranges you come into... *Read:*

1. 15 to 19 years
  2. 20 to 29 years
  3. 30 to 39 years
  4. 40 to 49 years
  5. 50 to 59 years
  6. 60 to 69 years
  7. 70 to 79 years
  8. 80 years or over
  9. **\*\*Refused\*\*** (do not read)
- 

17. Which ONE of these best describes your household and living situation? *Read*

1. Single/living alone
  2. Single, living with others - e.g. flatting
  3. Couple or married - no children
  4. Have children under 5 years
  5. Have children under 15 years - youngest is 5 or older
  6. Have children living at home - youngest is 15 or older
  7. Other (*specify*)
- 

18. And which of these best describes you... *Read*

1. Paid employee
  2. Employer
  3. Self-employed without employees
  4. Self-employed with employees
  5. Unpaid family worker
  6. Unemployed and actively seeking work
  7. Not in the labour force
  8. Other employed
  9. Student
  10. Other not employed
  11. **\*\*Refused\*\***
-

*Thank and collect name:*

19. Well those are all the questions in this survey. THANK YOU VERY MUCH for your time and co-operation. We do appreciate it.

My supervisor is required to check some of my interviews. Just in case he or she needed to check this interview, may I please record your first name?

Finally, I'd just like to remind you that I'm ..... [name] from PHOENIX Research.

If you have any queries at all about this survey, please feel free to phone PHOENIX Research during office hours on 0800 2 PHOENIX. That is the same as 0800 274 636.

Thanks again for your time.

---

*Interviewer note: Please answer Yes if you agree with the statement below regarding this interview or No if you do not.*

"I hereby certify that this interview I administered was conducted in accordance with the Market Research Society's Code of Practice."

1. Yes
2. No

If no, please state why you don't feel the interview was carried out according to the Code of Practice and what was the difficulty/problem with the interview.